

GRES PORCELLANATO TECNICO  
 TECHNICAL PORCELAIN STONWARE  
 GRES CÉRAME TECHNIQUE  
 TECHNISCHES FEINSTEINZEUG  
 GRES PORCELÁNICO TECNICO  
 ТЕХНИЧЕСКИЙ КЕРАМИЧЕСКИЙ ГРАНИТ

RETTIFICATO MONOCALIBRO  
 RECTIFIED MONOCALIBER  
 RECTIFIE MONO-CALIBRE  
 GESCHLIFFEN EINKALIBRIG  
 RECTIFICADO MONOCALIBRE  
 РЕТИФИЦИРОВАННАЯ В ОДНОМ КАЛИБРЕ

Formato - Spessore / Size - Thickness  
 Format - Epaisseur / Format - Stärke  
 Formato - Espesor / Размер - Толщина

60x120 (24"x48") - 11 mm  
 30x120 (12"x48") - 11 mm  
 60x60 (24"x24") - 11 mm  
 30x60 (12"x24") - 11 mm  
 12x60 (4,8"x24") - 11 mm  
 45x45 (18"x18") - 10 mm

Superfici / Surfaces  
 Surfaces / Oberflächen  
 Superficies / Поверхности

MATT, LAPPATO, STRUTTURATO  
 MATT, HONED, TEXTURED  
 MAT, ADOUCI, STRUCTURÉ  
 MATT, GELÄPPT, STRUKTURIERT  
 MATE, LAPPATO, ESTRUCTURADO  
 МАТОВЫЙ, ПОЛУПОЛИРОВАННЫЙ, СТРУКТУРНАЯ



Colori / Colours  
 Couleurs / Farben / Cores / Цвета



Caratteristiche tecniche / Technical data  
 Caracteristiques techniques / Technische daten / Características técnicas / Технические характеристики

Conforme alla norma	EN 14411 (ISO 13006)	Appendice	G	Gruppo	Bla
Complies with	EN 14411 (ISO 13006)	Appendix	G	Group	Bla
Conforme à la norme	EN 14411 (ISO 13006)	Appendice	G	Groupe	Bla
Entsprechend	EN 14411 (ISO 13006)	Anhang	G	Gruppe	Bla
Conforme a la norma	EN 14411 (ISO 13006)	Apéndice	G	Grupo	Bla
Соответствует норме	EN 14411 (ISO 13006)	Приложение	G	Группа	Bla

**Matt / Matt**

60x120 (24"x48")  
 30x120 (12"x48")  
 60x60 (24"x24")  
 30x60 (12"x24")  
 12x60 (4,8"x24")  
 45x45 (18"x18")

**Lappato / Honed**

60x60 (24"x24")  
 30x60 (12"x24")  
 12x60 (4,8"x24")  
 45x45 (18"x18")

**Strutturato / Textured**

45x45 (18"x18")

ISO 10545-2 ±0,1%	ISO 10545-2 ±0,1%	ISO 10545-2 ±0,1%
ISO 10545-2 ±0,3%	ISO 10545-2 ±0,2%	ISO 10545-2 NON APPLICABILE / NOT APPLICABLE
ISO 10545-3 ≤0,1%	ISO 10545-3 ≤0,1%	ISO 10545-3 ≤0,1%
ISO 10545-4 S ≥2000 N R ≥45 N/mm <sup>2</sup>	ISO 10545-4 S ≥2000 N R ≥45 N/mm <sup>2</sup>	ISO 10545-4 S ≥2000 N R ≥45 N/mm <sup>2</sup>
EN 101 CONFORME / SUITABLE FOR	EN 101 MOHS 5	EN 101 MOHS 7
ISO 10545-6 ≤130 mm <sup>3</sup>	ISO 10545-6 ≤150 mm <sup>3</sup>	ISO 10545-6 ≤130 mm <sup>3</sup>
ISO 10545-8 ≤7 MK <sup>1</sup>	ISO 10545-8 ≤7 MK <sup>1</sup>	ISO 10545-8 ≤7 MK <sup>1</sup>
ISO 10545-9 RESISTE / RESISTANT	ISO 10545-9 RESISTE / RESISTANT	ISO 10545-9 RESISTE / RESISTANT
ISO 10545-12 RESISTE / RESISTANT	ISO 10545-12 RESISTE / RESISTANT	ISO 10545-12 RESISTE / RESISTANT
METODO B.C.R.A. >0,40	METODO B.C.R.A. >0,40	METODO B.C.R.A. >0,40
ASTM C 1028 (S.C.O.F.) ≥0,60 DRY ≥0,60 WET	ASTM C 1028 (S.C.O.F.) ≥0,60 DRY ≤0,50 WET	ASTM C 1028 (S.C.O.F.) ≥0,60 DRY ≥0,60 WET
DIN 51130 R9	DIN 51130 N.C.	DIN 51130 R11
ISO 10545-13 RESISTE / RESISTANT	ISO 10545-13 RESISTE / RESISTANT	ISO 10545-13 RESISTE / RESISTANT
ISO 10545-14 5	ISO 10545-14 5	ISO 10545-14 5

**Superfici alternative / Alternative surfaces**


Alternative Surfaces / Alternative Oberflächen  
 Superficies alternativas / Альтернативные поверхности




Lappato / Honed  
 Adouci / Geläpft  
 Lappato / Полуполированный

Strutturato / Textured  
 Structuré / Strukturiert  
 Estructurado / Структурная







8Q05 Format Black 60x120 Rett.  
60x120 - 24"x48"



8Qo5 Format Black 30x120 Rettificato  
30x120 - 12"x48"



8Q03 Format Grey 60x120 Rett.  
60x120 - 24"x48"



8Qo3 Format Grey 30x120 Rettificato  
30x120 - 12"x48"



8Q01 Format White 60x120 Rett.  
60x120 - 24"x48"




8Qo1 Format White 30x120 Rettificato  
30x120 - 12"x48"



7Q05 Format Black 60 Rettificato  
7qo5 Format Black 60 Lappato 60x60 - 24"x24"




7Q01 Format White 60 Rettificato  
7qo1 Format White 60 Lappato 60x60 - 24"x24"



5Qf5 Format Black 30x60 Rettificato  
5qf5 Format Black 30x60 Lappato 30x60 - 12"x24"



5Qf1 Format White 30x60 Rettificato  
5qf1 Format White 30x60 Lappato 30x60 - 12"x24"



LQ05 Format Black 12x60  
LQo5 Format Black 12x60 Lappato 12x60 - 4,8"x24"



LQ01 Format White 12x60  
LQo1 Format White 12x60 Lappato 12x60 - 4,8"x24"



5Q05 Format Black 45 Rettificato  
5qo5 Format Black 45 Lappato 45x45 - 18"x18"




5Q01 Format White 45 Rettificato  
5qo1 Format White 45 Lappato 45x45 - 18"x18"




7Q03 Format Grey 60 Rettificato  
7q03 Format Grey 60 Lappato 60x60 - 24"x24"




7Q04 Format Moss 60 Rettificato  
7q04 Format Moss 60 Lappato 60x60 - 24"x24"




5Qf3 Format Grey 30x60 Rettificato  
5qf3 Format Grey 30x60 Lappato 30x60 - 12"x24"



5Qf4 Format Moss 30x60 Rettificato  
5qf4 Format Moss 30x60 Lappato 30x60 - 12"x24"



LQ03 Format Grey 12x60  
LQo3 Format Grey 12x60 Lappato 12x60 - 4,8"x24"



LQ04 Format Moss 12x60  
LQo4 Format Moss 12x60 Lappato 12x60 - 4,8"x24"



5Q03 Format Grey 45 Rettificato  
5q03 Format Grey 45 Lappato 45x45 - 18"x18"



5Q04 Format Moss 45 Rettificato  
5q04 Format Moss 45 Lappato 45x45 - 18"x18"



7Q02 Format Sand 60 Rettificato 60x60 - 24"x24"  
7q02 Format Sand 60 Lappato



5Qf2 Format Sand 30x60 Rettificato 30x60 - 12"x24"  
5qf2 Format Sand 30x60 Lappato



LQ02 Format Sand 12x60 12x60 - 4,8"x24"  
LQo2 Format Sand 12x60 Lappato



5Q02 Format Sand 45 Rettificato 45x45 - 18"x18"  
5q02 Format Sand 45 Lappato

LQms Metal Satin Listello 1,5x60 •  
1,5x60 - 0,6"x24"

1Qms Metal Satin Angolo 1,5 •  
1,5x1,5 - 0,6"x0,6"

LugL Metal Lev. Listello 0,6x60 •  
0,6x60 - 0,2"x24"

1ugL Metal Lev. Angolo 0,6 •  
0,6x0,6 - 0,2"x0,2"

LugG Metal Glossy Listello 0,3x60 •  
0,3x60 - 0,1"x24"

LugR Metal Red Lev. Listello 0,3x60 •  
0,3x60 - 0,1"x24"



5Qo5 Format Black 45 Strutturato  
45x45 - 18"x18"



5Qo1 Format White 45 Strutturato  
45x45 - 18"x18"



5Qo3 Format Grey 45 Strutturato  
45x45 - 18"x18"



5Qo4 Format Moss 45 Strutturato  
45x45 - 18"x18"



5Qo2 Format Sand 45 Strutturato  
45x45 - 18"x18"



LOEB Metal Blu Listello 3x45 •  
3x45 - 1,2"x18"



10EB Metal Blu Ang. 45 •  
3x3 - 1,2"x1,2"



LOEM Metal Maglia Listello 2x45 •  
2x45 - 0,8"x18"



10EM Metal Maglia Ang. 2 •  
2x2 - 0,8"x0,8"



1BMs Bottone Metal Satin •  
4,8x4,8 - 2"x2"



Lemz Metal Azzurro Listello 1x45 •  
1x45 - 0,4"x18"



1emz Metal Azzurro Angolo 1 •  
1x1 - 0,4"x0,4"



LQOA Glass Listello White 2,5x45 ♦  
2,5x45 - 1"x18"




Lems Metal Satin Listello 1x45 •  
1x45 - 0,4"x18"



1ems Metal Satin Angolo 1 •  
1x1 - 0,4"x0,4"



LQOB Glass Listello Grey 2,5x45 ♦  
2,5x45 - 1"x18"



LOEX Metal Mix Listello 1,5x45 •  
1,5x45 - 0,6"x18"

• Insetto in metallo.  
Metal insert.  
Pièce spéciale en métal.  
Metall-Einleger.  
Aplicación en metal.  
Вставка из металла.

♦ Insetto in vetro.  
Glass insert.  
Inclusions de verre.  
Glas-Einleger.  
Aplicaciones de vidrio.  
Стеклянные вставки.





5QD5 Format Black 45 Mosaico  
45x45 - 18"x18"



5QD1 Format White 45 Mosaico  
45x45 - 18"x18"



5QD3 Format Grey 45 Mosaico  
45x45 - 18"x18"




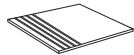
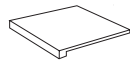
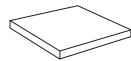







5QD4 Format Moss 45 Mosaico  
45x45 - 18"x18"




5QD2 Format Sand 45 Mosaico  
45x45 - 18"x18"

## Pezzi speciali / Special pieces


Pièces spéciales / Sonderteile / Piezas especiales / Специальные элементы

	 7,2x45 - 2,9"x18" Battiscopa	 45x45 - 18"x18" Gradino	 45x45 - 18"x18" Scalino *	 45x45 - 18"x18" Scalino Angolare *	 7,2x30 - 2,9"x12" Battiscopa Sagomato Scala DX *	 7,2x30 - 2,9"x12" Battiscopa Sagomato Scala SX *
 Format White	5qB1	5Qg1	5fS1	5fA1	AC1K	AC1L
 Format Sand	5qB2	5Qg2	5fS2	5fA2	AC1M	AC1N
 Format Moss	5qB4	5Qg4	5fS4	5fA4	AC1Q	AC1R
 Format Grey	5qB3	5Qg3	5fS3	5fA3	AC1O	AC1P
 Format Black	5qB5	5Qg5	5fS5	5fA5	AC1S	AC1T

\* I pezzi sono disponibili su ordinazione / These parts are supplied to order  
Les pièces sont disponibles sur commande / Die Teile sind auf Bestellung lieferbar  
Las piezas se hacen por encargo / Изготавливаются на заказ








7Qd1 Format White 60 Insetto P Mix 2 \* ✓  
60x60 - 24"x24"



5Qd1 Format White 45 Insetto P Mix 2 \* ✓  
45x45 - 18"x18"

✓ Insetto in metallo.  
Metal insert.  
Pièce spéciale en métal.  
Metall-Einleger.  
Aplicación en metal.  
Вставка из металла.

\* I pezzi sono disponibili su ordinazione  
These parts are supplied to order  
Les pièces sont disponibles sur commande  
Die Teile sind auf Bestellung lieferbar  
Las piezas se hacen por encargo  
Изготавливаются на заказ

	 Format White	 Format Sand	 Format Moss	 Format Grey	 Format Black
<b>Insetto P Mix 2</b>					
60x60 - 24"x24"	7Qd1 Format White Insetto P Mix 2 * ✓	7Qd2 Format Sand Insetto P Mix 2 * ✓	7Qd4 Format Moss Insetto P Mix 2 * ✓	7Qd3 Format Grey Insetto P Mix 2 * ✓	7Qd5 Format Black Insetto P Mix 2 * ✓
45x45 - 18"x18"	5Qd1 Format White Insetto P Mix 2 * ✓	5Qd2 Format Sand Insetto P Mix 2 * ✓	5Qd4 Format Moss Insetto P Mix 2 * ✓	5Qd3 Format Grey Insetto P Mix 2 * ✓	5Qd5 Format Black Insetto P Mix 2 * ✓