

Navona



gold


Navona Gold 50x50
Mosaico Gold 30x30
Mosaico Beige 30x30



G9926A 45
GOLD
7,5x15 - 3"x6"



G99203 16
BEAK GOLD
3x3 - 1,2"x1,2"




G99204 V-CAP 12
GOLD
5,5x15 - 2,2"x6"



G99235 C-CAP 18
GOLD
3x5,5 - 1,2"x2,2"



G99233 12
TOZZ.
GOLD
6x6 - 2,4"x2,4"



G99237 TORELLO 15
GOLD 5,5x15 - 2,2"x6"



G99583 15
ANG. EST.
TOR. GOLD
5,5x3 - 2,2"x1,2"



G9923A 43
GOLD
15x15 - 6"x6"



G99202 10
QUARTER
ROUND GOLD
3x15 - 1,2"x6"



G99207 6
BULLNOSE GOLD
7,5x15 - 3"x6"



G99208 BULLNOSE 7
CORNER GOLD
7,5x7,5 - 3"x3"



G99236 15
LISTELLO GOLD
6x15 - 2,4"x6"



G99532 15
ANG. EST.
LIST. GOLD
6x3 - 2,4"x1,2"



G99232 MATITA 9
MIDDLE AGE GOLD
2x15 - 0,8"x6"



G99238 MATITA 10
GOLD 1,5x15 - 0,6"x6"



G9929A 63
GOLD
10x10 - 3,9"x3,9"



G99234 LISTELLO 16
MIDDLE AGE GOLD
6x15 - 2,4"x6"



G99239 10
TOZZ.
MIDDLE AGE GOLD
6x6 - 2,4"x2,4"



G99206 BATTISCOPA 12
GOLD 8x30 - 3,1"x12"



G9955A GOLD 50x50 - 20"x20"



G99263 MOSAICO GOLD (3x3) 15
30x30 - 12"x12"



G99265 INTRECCIO GOLD (3x3) 24
30x30 - 12"x12"



G9920A GOLD 30x30 - 12"x12"



G99266 OTTAGONA 29
GOLD 30x30 - 12"x12"



G99264 ROMBO 43
GOLD 26x33 - 10,2"x13"
Pz. Mq. 13,8



Navona Gold 10x10 - Navona Gold 15x15 - Listello Gold 6x15 - Torello Gold 5,5x15 - Decoro Middle Age Gold

beige

Navona Beige 50x50
Mosaico Beige 30x30



G9928A 45
BEIGE
7,5x15 - 3"x6"



G99223 16
BEAK BEIGE
3x3 - 1,2"x1,2"



G99224 V-CAP 12
BEIGE
5,5x15 - 2,2"x6"



G99225 C-CAP 18
BEIGE
3x5,5 - 1,2"x2,2"



G99253 12
TOZZ.
BEIGE
6x6 - 2,4"x2,4"



G99257 TORELLO 15
BEIGE 5,5x15 - 2,2"x6"



G99483 15
ANG. EST.
TOR. BEIGE
5,5x3 - 2,2"x1,2"



G99252 MATITA 9
MIDDLE AGE BEIGE
2x15 - 0,8"x6"



G99227 6
BULLNOSE BEIGE
7,5x15 - 3"x6"



G99228 BULLNOSE 7
CORNER BEIGE
7,5x7,5 - 3"x3"



G99256 15
LISTELLO BEIGE
6x15 - 2,4"x6"

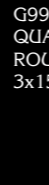


G99632 15
ANG. EST.
LIST. BEIGE
6x3 - 2,4"x1,2"


G99258 MATITA 10
BEIGE 1,5x15 - 0,6"x6"



G99254 43
BEIGE
15x15 - 6"x6"



G99222 10
QUARTER
ROUND BEIGE
3x15 - 1,2"x6"



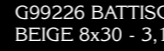
G99254 LISTELLO 16
MIDDLE AGE BEIGE
6x15 - 2,4"x6"



G99259 10
TOZZ.
MIDDLE AGE BEIGE
6x6 - 2,4"x2,4"



G9919A 63
BEIGE
10x10 - 3,9"x3,9"



G99226 BATTISCOPA 12
BEIGE 8x30 - 3,1"x12"



G9922A BEIGE 39
30x30 - 12"x12"



G9945A BEIGE 50x50 - 20"x20" 43



G99283 MOSAICO BEIGE (3x3) 15
30x30 - 12"x12"



G99285 INTRECCIO BEIGE (3x3) 24
30x30 - 12"x12"



G99286 OTTAGONA 29
BEIGE 30x30 - 12"x12"




G99284 ROMBO 43
BEIGE 26x33 - 10,2"x13"
Pz. Mq. 13,8



Navona Beige 7,5x15 - 15x15 - 30x30 - Intreccio Beige 30x30 - Ottagona Beige 30x30 - Decoro Middle Age Beige

rubato

Navona White 50x50



G9927A 45
WHITE
7,5x15 - 3"x6"



G99213 16
BEAK WHITE
3x3 - 1,2"x1,2"




G99214 V-CAP 12
WHITE
5,5x15 - 2,2"x6"



G99215 C-CAP 18
WHITE
3x5,5 - 1,2"x2,2"



G99243 12
TOZZ.
WHITE
6x6 - 2,4"x2,4"



G99247 TORELLO 15
WHITE 5,5x15 - 2,2"x6"



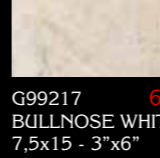
G99783 15
ANG. EST.
TOR. WHITE
5,5x3 - 2,2"x1,2"




G9924A 43
WHITE
15x15 - 6"x6"



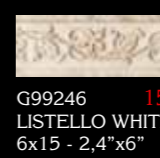
G99212 10
QUARTER
ROUND WHITE
3x15 - 1,2"x6"




G99217 6
BULLNOSE WHITE
7,5x15 - 3"x6"



G99218 BULLNOSE 7
CORNER WHITE
7,5x7,5 - 3"x3"



G99246 15
LISTELLO WHITE
6x15 - 2,4"x6"



G99732 15
ANG. EST.
LIST. WHITE
6x3 - 2,4"x1,2"




G99242 MATITA 9
MIDDLE AGE WHITE
2x15 - 0,8"x6"



G99248 MATITA 10
WHITE 1,5x15 - 0,6"x6"



G9949A 63
WHITE
10x10 - 3,9"x3,9"



G99244 LISTELLO 16
MIDDLE AGE WHITE
6x15 - 2,4"x6"



G99249 10
TOZZ.
MIDDLE AGE WHITE
6x6 - 2,4"x2,4"



G99216 BATTISCOPIA 12
WHITE 8x30 - 3,1"x12"



G9965A WHITE 50x50 - 20"x20"



G99273 MOSAICO WHITE (3x3) 15
30x30 - 12"x12"



G99275 INTRECCIO WHITE (3x3) 24
30x30 - 12"x12"



G9921A WHITE
30x30 - 12"x12"

39



G99276 OTTAGONA
WHITE 30x30 - 12"x12"

43



G99274 ROMBO 43
WHITE 26x33 - 10,2"x13"
Pz. Mq. 13,8

29















Navona White 7,5x15 - 15x15 - Decoro Middle Age White

Navona

Imballaggi - packing - emballages - verpackung - Упаковки

Formato	Pezzi/scatola	Mq/scatola	Kg/scatola	Scatole/pallet	Mq/pallet	Kg/pallet	Scatole/europallet	Mq/europallet	Kg/europallet	Spessore
Size cm	Pieces/box	Sq.Mt./box	Weight/box	Box/pallet	Sq.Mt./pallet	Weight/pallet	Box/europallet	Sq.Mt./europallet	Weight/europallet	Thickness
Format cm	Pièces/boîte	Mq/boîte	Poids/boîte	Boîte/pallet	Mq/pallet	Poids/pallet	Boîte/europallet	Mq/europallet	Poids/europallet	Epaisseur
Format cm	Stück/Karton	Qm/Karton	Gewichte/Karton	Karton/pallet	Qm/pallet	Gewichte/pallet	Karton/europallet	Qm/europallet	Gewichte/europallet	Stärke
Формат см	Изделий/коробку	M2/коробку	Kg/коробку	Коробок/паллету	M2/паллету	Kg/паллету	Коробки/Евролотки	M2/Евролотки	Kg/ Евролотки	Толщина
50x50 Fondo	5	1,25	25	36	45	912	-	-	-	10
30x30 Fondo	15	1,35	25	42	56,7	1062	38	51,3	970	9
15x15 Fondo	30	0,675	12,5	84	56,7	1062	80	54	1020	9
10x10 Fondo	100	1	17	-	-	-	50	50	862	9
7,5x15 Fondo	60	0,675	12,5	84	56,7	1045	80	54	1004	9
30x30 Mosaico	11	-	17,49	-	-	-	-	-	-	-
30x30 Rombo	7	-	8,56	-	-	-	-	-	-	-
30x30 Intreccio	11	-	17,40	-	-	-	-	-	-	-
30x30 Ottagona	6	-	9,97	-	-	-	-	-	-	-
6x15 Listello	16	-	3,20	-	-	-	-	-	-	-
6x15 Listello Middle Age	16	-	2,89	-	-	-	-	-	-	-
6x6 Tozzetto Middle Age	16	-	1,16	-	-	-	-	-	-	-
4,5x15 Torello	14	-	2,6	-	-	-	-	-	-	-
1,5x15 Matita	20	-	0,5	-	-	-	-	-	-	-
2x15 Matita Middle Age	20	-	1,53	-	-	-	-	-	-	-
6x6 Tozzetto	10	-	0,30	-	-	-	-	-	-	-
V-Cap	12	-	2,35	-	-	-	-	-	-	-
C-Cap	6	-	0,25	-	-	-	-	-	-	-
Quarter Round	24	-	1,72	-	-	-	-	-	-	-
Beak	10	-	0,12	-	-	-	-	-	-	-
Bullnose	30	-	6,08	-	-	-	-	-	-	-
Bullnose Corner	30	-	2,9	-	-	-	-	-	-	-
Battiscopa	40	-	16,5	-	-	-	-	-	-	-

CARATTERISTICHE TECNICHE Technical Characteristics / Caracteristiques Techniques / Technische Eigenschaften CONFORME / ACCORDING TO / CONFORME / GEMÄß: ANSI 137.1 Impervious porcelain tiles				
	CARATTERISTICHE TECNICHE TECHNICAL CHARACTERISTICS CARACTERISTIQUES TECHNIQUES TECHNISCHE EIGENSCHAFTEN	METODO DI PROVA ASTM TEST METHOD ASTM MÉTHODE D'ESSAI ASTM PRÜFMETHODE ASTM	REQUISITI PRESCRITTI Required Value Valeur Requisie Vorgeschriebener Wert ANSI 137.1	VALORI Value/Value/Wert VALLELUNGA SMALTATO GLAZED GL
	ASSORBIMENTO D'ACQUA WATER ABSORPTION ABSORPTION D'EAU WASSERABSORPTION	ASTM C373	0,5% (fully vitrified)	≤ 0,05
	RESISTENZA ALLA ROTTURA BREAKING MODULUS RÉSISTANCE À LA FLEXION BIEGEFESTIGKEIT	ASTM C648	≥250 Pounds ≥113 Kg ≥1110 N	CONFORME Compliant
	DUREZZA MOHS MOHS HARDNESS DURETÉ MOHS HÄRTE MOHS	ASTM C501	lw ≥100	METODO DI PROVA EN 101 MOHS 5
	RESISTENZA ALL'ABRASIONE ABRASION RESISTANCE RÉSISTANCE À L'ABRASION ABRASIONSWIDERSTÄNDIGKEIT	ASTM C1243	NON RICHIESTO Not required	METODO DI PROVA ISO 10545-7 PEI V
	RESISTENZA AGLI SBALZI TERMICI THERMAL SHOCK RESISTANCE RÉSISTANCE AUX CHOC THERMIQUES TEMPERATURWECHSELBESTÄNDIGKEIT	ASTM C484	RICHIESTO required	RESISTENTE Resistant
	RESISTENZA ALL'ATTACCO CHIMICO CHIMICAL RESISTANCE RÉSISTANCE CHIMIQUE CHEMISCHE BESTÄNDIGKEIT	ASTM C650	NON RICHIESTO Not required	RESISTENTE Resistant
	RESISTENZA AL GELO FROST RESISTANCE RÉSISTANCE AU GEL FROSTBESTÄNDIGKEIT	ASTM C1026	NON RICHIESTO Not required	RESISTENTE Resistant
	RESISTENZA AL DISTACCO DA UNA MALTA STANDARD BOND STRENGTH	ASTM C482	≥50 PSI ≥3,5 Kg/cm² ≥0,34 N/mm²	CONFORME Compliant
	RESISTENZA ALLE MACCHIE STAIN RESISTANCE RÉSISTANCE AUX TACHES FLECKENBESTÄNDIGKEIT	CTI 81-7	NON RICHIESTO Not required	RESISTENTE Resistant
	SPESSORE THICKNESS ÉPAISSEUR STÄRKE	ASTM C485 Planarit Warpage ASTM C499 Dimensions Dimensions ASTM C499 Spessore Tickness ASTM C502 Parallelismo dei lati Wedging	≤ 1,0% Sui lati/On sides ≤ 0,75% Sulle diagonali/On diagonals ≤ 3,0% Sulle dimensioni nominali Of nominal dimensions ≤ 1,5% Differenza nel lotto tra valori min. e max./Difference in batch between min. and major values ≤ 0,040 inch Differenza nel lotto tra spessore min. e max. Difference in batch between min. and major thickness	CONFORME Compliant CONFORME Compliant CONFORME Compliant CONFORME Compliant
	MISURA DEL COEFFICIENTE DI ATTRITO STATICO	ASTM C1028-96	≤ 0,60	BAGNATA 0,66 DRY 0,88



Le tonalità dei colori sono indicative
The colour shades are indicative
Les nuances des couleurs sont indicatives
Die Farbtöne sind annähernd



01036 NEPI (VT) Loc. Settevene S.S. Cassia Km 36.300
Tel. 0761 5291 - 4 linee - Fax. 0761 527156 - www.vallelungacer.it