



Pavimento realizzato con:
cm. 41x41 - 16"x16" fondo
cm. 7,3x15 - 3"x6" fondo
cm. 7,3x15 - 3"x6" decoro assiro



FLAMINIA



cm. 20,25x41 - 8"x16" - **4RFB824**



cm. 41x61,75 - 16"x24" - **4RFB846**



rombo cm. 12x12 - 5"x5" **4RFB812**



cm. 10x10 - 4"x4" **4RFB810**
FONDO SU RETE FOGLI 30,5x30,5
12"x12" - **4RFB8R1**



cm. 7,3x7,3 - 3"x3" - **4RFB877**
FONDO SU RETE FOGLI 30,5x30,5
12"x12" - **4RFB8R7**



cm. 7,3x15 - 3"x6" **4RFB871**



gradone
cm. 35x35-14"x14" - **4RDB8GN**



gradone angolare
cm. 35x35-14"x14" - **4RDB8DS**



cm. 41x41 - 16"x16" - **4RFB800**



cm. 20,25x20,25 - 8"x8" **4RFB822**



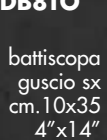
BULL-NOSE 1 LATO
CM. 20,25x20,25 - 8"x8" **4RDB8B1**



CORNICE GOLA
CM. 5x15
2"x6" **4RDB8CG**




TORELLO CORNICE GOLA
CM. 5x1 2-2"x0,5" **4RDB8TO**



battiscopa
guscio sx
cm. 10x35
4"x14" **4RDB8BS**



battiscopa
guscio dx
cm. 10x35
4"x14" **4RDB8BD**



battiscopa cm. 10x35-4"x14" **4RDB8BT**




BULL-NOSE 2 LATI
CM. 20,25x20,25 - 8"x8" **4RDB8B2**





APPIA



cm. 20,25x41 - 8"x16" - **4RFB524**



rombo cm. 12x12 - 5"x5" - **4RFB512**



cm. 10x10-4"x4" - **4RFB510**
FONDO SU RETE FOGLI 30,5x30,5
12"x12" - **4RFB5R1**



cm. 7,3x7,3-3"x3" - **4RFB577**
FONDO SU RETE FOGLI 30,5x30,5
12"x12" - **4RFB5R7**



cm. 20,25x20,25 - 8"x8" - **4RFB524**
cm. 7,3x15-3"x6" - **4RFB571**



gradone
cm. 35x35-14"x14" - **4RDB5GN**



gradone angolare
cm. 35x35-14"x14" - **4RDB5DS**



cm. 20,25x41 - 8"x16" - **4RFB524**



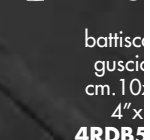
cm. 20,25x41 - 8"x16" - **4RFB524**



cm. 20,25x20,25 - 8"x8" - **4RFB524**



TORELLO
CM. 5x14 - **4RDB5T**



battiscopa
CM. 10x14 - **4RDB5B**



battiscopa
CM. 10x14 - **4RDB5BT**

Pavimento realizzato con:
cm. 41x61,75 - 16"x24" fondo
cm. 41x41 - 16"x16"
cm. 20,25x41 - 8"x16"
cm. 20,25x20,25 - 8"x8"
cm. 7,3x15 - 3"x6" fondo
cm. 7,3x15 - 3"x6" decoro Assiro
cm. 10x10 - 4"x4" fondo e dec. Assiro



cm. 41x61,75-16"x24" - **4RFB546**



cm. 41x41 - 16"x16"- **4RFB500**



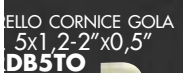
cm. 20,25x20,25 - 8"x8"
4RFB522



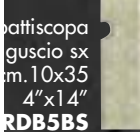
BULL-NOSE 1 LATO
CM. 20,25x20,25 - 8"x8"
4RDB5B1



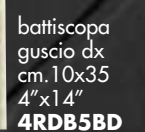
CORNICE GOLA
CM. 5x15-2"x6"
4RDB5CG



BULL-NOSE 2 LATI
CM. 20,25x20,25 - 8"x8"
4RDB5B2



battiscopa
guscio sx
cm. 10x35-4"x14"
4RDB5BS



battiscopa
guscio dx
cm. 10x35-4"x14"
4RDB5BD



battiscopa cm. 10x35-4"x14"
4RDB5BT





CASSIA



cm. 20,25x41 - 8"x16"
4RFB624



cm. 41x61,75 - 16"x24" - **4RFB646**



rombo cm. 12x12-5"x5" - **4RFB612**



cm. 41x41 - 16"x16" - **4RFB600**



cm. 10x10-4"x4" - **4RFB610**
FONDO SU RETE FOGLI 30,5x30,5
12"x12" - **4RFB6R1**




cm. 7,3x7,3-3"x3" - **4RFB677**
FONDO SU RETE FOGLI 30,5x30,5
12"x12" - **4RFB6R7**




cm. 20,25x20,25 - 8"x8"
4RFB622



BULL-NOSE 1 LATO
CM. 20,25x20,25 - 8"x8"
4RDB6B1



cm. 7,3x15-3"x6"
4RFB671



CORNICE GOLA
CM. 5x15
2"x6"
4RDB6CG



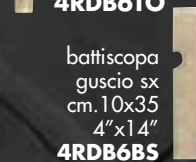
gradone
cm. 35x35-14"x14" - **4RDB6GN**



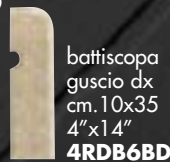
TORELLO CORNICE GOLA
CM. 5x1,2-2"x0,5"
4RDB6TO



gradone angolare
cm. 35x35-14"x14" - **4RDB6DS**




battiscopa
guscio sx
cm. 10x35
4"x14"
4RDB6BS



battiscopa
guscio dx
cm. 10x35
4"x14"
4RDB6BD



BULL-NOSE 2 LATI
CM. 20,25x20,25
8"x8"
4RDB6B2



battiscopa
cm. 10x35-4"x14"
4RDB6BT

Pavimento realizzato con:
cm. 30,5x30,5 - 12"x12"
cm. 7,3x15 - 3"x6" fondo
cm. 7,3x15 - 3"x6" decoro assiro

IMBALLAGGI - PACKING - VERPACKUNG - EMBALLAGE EURO PALLET 12 mm.

FORMATO SIZE FORMAT MAT	DENOMINAZIONE DESCRIPTION BEZEICHNUNG/FOR- DESCRIPTION	Spessore Thickness Stärke Epaisseur	PZ/PAC PCS/PACK STK/KAR PCS/PAQUET	MQ/PAC SQM/PACK QM/KAR M ² /PAQUET	KG/PAC KG/PACK KG/KAR KG/PAQUET	PAC/PAL PACK/PAL KAR/PAL PAQ/PAL	MQ/PAL SQM/PAL QM/PAL M ² /PAL	KG/PAL KG/PAL KG/PAL KG/PAL
41x61,75-16"x24" fondo		12	4	1,0127	23,77	48	48,61	1150
41x41-16"x16" fondo		12	7	1,1767	26,60	48	56,48	1277
20,25x41-8"x16" fondo		12	14	1,162	26,88	48	55,78	1290
20,25x20,25-8"x8" fondo		12	21	0,861	19,61	51	43,91	1000
10x10-4"x4" fondo		12	60	0,600	15,00	66	39,60	990
10x10-4"x4" FONDO SU RETE FOGLI 30,5x30,5		12	90	0,930	23,00	48	44,64	1100
12x12-5"x5" fondo rombo		12	60	0,837	21,00	48	40,18	1000
7,3x15-3"x6" fondo		12	42	0,460	12,00	80	36,80	960
7,3x7,3-3"x3" fondo		12	84	0,448	12,00	80	35,84	960
7,3x7,3-3"x3" FONDO SU RETE FOGLI 30,5x30,5		12	160	0,930	23,00	48	44,64	1100
10x10-4"x4" decoro sfuso		12	60	0,600	15,00	66	39,60	990
12x12-5"x5" decoro rombo		12	60	0,837	21,00	48	40,18	1000
7,3x15-3"x6" decoro		12	42	0,460	12,00	80	36,80	960
7,3x7,3-3"x3" decoro		12	84	0,448	12,00	80	35,84	960
20,25x20,25-8"x8" BULL-NOSE		12	21	0,861	19,61	51	43,91	1000
5x15-2"x6" CORNICE GOLA		12	36	0,270	8,10	33	8,91	287
5x1,2-2"x0,5" TORELLO C. GOLA		12	200	0,120	4,88	-	-	-
35x35-14"x14" GRADONE E ANG.		35	3	0,3675	22,50	36	13,23	840
10x35-4"x14" BATTISCOPIA		12	32	11,20ml	25,00	42	470,4ml	1080

* PER COMPRESIBILI MOTIVI TECNICI I PESI SOPRA INDICATI POSSONO VARIARE +/- DEL 4%
 * DIE OBEN ANGEGEBENEN GEWICHTE KÖNNEN SICH AUS TECHNISCHEN GRÜNDEN UM +/- 4% ÄNDERN
 * THE ABOVE MENTIONED WEIGHTS MAY CHANGE FOR TECHNICAL REASONS FOR +/- 4%
 * POUR DES MOTIFS TECHNIQUES LES POIDS AU-DESSUS MENTIONNES PEUVENT CHANGER DE +/- 4%

Caratteristiche tecniche:

- A) Resistente al gelo (Test EN 202-ASTM C 1026)
- B) Resistenza all'abrasione PEI IV (Test EN 154-ASTM 1027 C)
- C) Durezza superficie: MOHS 8
(La scala MOHS va da 1 talco a 10 diamante)
- D) Resistente all'attacco chimico e agli agenti macchianti (Test EN 122)
- E) Spessore: mm 12
- F) Antiscivolo (ASTM C 1028/89: d 0,71-w 0,68)
- G) Tortus: d 0,55-0,63 ÷ w 0,57
- H) Assorbimento d'acqua: ISO 13006-Gruppo B1b (0,5<E 3-3,3 max)

Caractéristiques techniques:

- A) Résistant au gel (Test EN 202-ASTM C 1026)
- B) Résistance à l'abrasion PEI IV (Test EN 154-ASTM 1027 C)
- C) Dureté superficielle: MOHS 8
(Echelle Mohs va de 1 talque a 10 diamant)
- D) Résistance aux produits chimiques et à la tache (Test EN 122)
- E) Epaisseur: mm 12
- F) Anti-glissant (ASTM C 1028/89: d 0,71-w 0,68)
- G) Tortus: d 0,55-0,63 ÷ w 0,57
- H) Absorption d'eau: ISO 13006-Gruppo B1b (0,5<E 3-3,3 max)

Technical characteristics:

- A) Frostresistent (Test EN 202-ASTM C 1026)
- B) Abrasion resistance PEI IV (Test EN 154-ASTM 1027 C)
- C) Scratch resistance: MOHS 8
(MOHS scale runs from 1 talco to 10 diamond)
- D) Acid, base stain resistant (Test EN 122)
- E) Thickness: mm 12
- F) Anti-slip (ASTM C 1028/89: d 0,71-w 0,68)
- G) Tortus: d 0,55-0,63 ÷ w 0,57
- H) Water absorption: ISO 13006-Gruppo B1b (0,5<E 3-3,3 max)

Technische Kennzeichen

- A) Frostbeständig (Test EN 202-ASTM C 1026)
- B) Abrieb PEI IV (Test EN 154-ASTM 1027 C)
- C) Oberflächenhärte: MOHS 8
(die Mohs Skala geht von 1 Talk bis zu 10 Diamant)
- D) Säurebeständigkeit und Beständigkeit gegen Fleckenbildner (Test EN 122)
- E) Stärke: mm 12
- F) Anti-gleiten (ASTM C 1028/89: d 0,71-w 0,68)
- G) Tortus: d 0,55-0,63 ÷ w 0,57
- H) Wasseraufnahme: ISO 13006-Gruppo B1b (0,5<E 3-3,3 max)

MONOCOTTURA IN PASTA BIANCA - SPESSORE MM. 12
 CERAMIC TILES SINGLE FIRED IN WHITE BODY - THICKNESS MM. 12
 CARREAUX EN MONOCUISSON DE PÂTE BLANCHE - ÉPAISSEUR MM. 12
 WEISSCHERBIGE FLIESEN IN EINMALBRANDVERFAHREN - STAERKE MM. 12



DECORI ASSIRO SU TUTTI I COLORI



DEC. A* ASSIRO
 CM. 7,3x7,3-3"x3"
 4RD**DE



DEC. B* ASSIRO
 CM. 7,3x7,3-3"x3"
 4RD**DE



DEC. C* ASSIRO
 CM. 7,3x7,3-3"x3"
 4RD**DE



DEC. D* ASSIRO
 CM. 7,3x7,3-3"x3"
 4RD**DE



DEC. A* ASSIRO
 CM. 7,3x15 - 3"x6"
 4RD**DC



DEC. B* ASSIRO
 CM. 7,3x15 - 3"x6"
 4RD**DC



DEC. C* ASSIRO
 CM. 7,3x15 - 3"x6"
 4RD**DC



DEC. D* ASSIRO
 CM. 7,3x15 - 3"x6"
 4RD**DC




DEC. E* ASSIRO
 CM. 7,3x15 - 3"x6"
 4RD**DC



DEC. ASSIRO
 CM. 10x10 -4"x4"
 4RD**DA

* = Decori venduti per scatole assortiti
 Decortiles are already assorted in
 the boxes.
 Les carreaux décorés sont déjà
 assortis dans les boîtes.
 Dekorfliesen sind schon in den
 Kartons gemischt.

CODICE COLORE
 CODE COLOUR
 CODE COULEUR
 FARBEN CODE
 **B5 APPIA
 B6 CASSIA
 B8 FLAMINIA
 B7 FLAVIA



DEC. ASSIRO
 CM. 12x12 -5"x5"
 4RD**DR



ceramiche d'Arte s.p.a.

Via Flaminia - Zona Industriale Nord 06023 GUALDO TADINO PERUGIA (Italia)
 Tel 075-91471 - Fax 075-9141375 www.tagina.it E-mail info@tagina.it





FLAVIA



cm. 41x61,75 - 16"x24" - **4RFB746**



cm. 20,25x41 - 8"x16" - **4RFB724**



cm. 41x41 - 16"x16" - **4RFB700**



rombo cm. 12x12 - 5"x5" - **4RFB712**



cm. 10x10 - 4"x4" - **4RFB710**
FONDO SU RETE FOGLI 30,5x30,5
12"x12" - **4RFB7R1**



cm. 7,3x15 - 3"x6" - **4RFB771**



cm. 7,3x7,3 - 3"x3" - **4RFB777**

FONDO SU RETE FOGLI 30,5x30,5
12"x12" - **4RFB7R7**



BULL-NOSE 1 LATO
CM. 20,25x20,25 - 8"x8" - **4RDB7B1**




cm. 20,25x20,25 - 8"x8" - **4RDB722**




BULL-NOSE 2 LATI
CM. 20,25x20,25 - 8"x8" - **4RDB7B2**

CORNICE GOLA
CM. 5x15
2"x6" - **4RDB7CG**



TORELLO CORNICE GOLA
CM. 5x1,2-2"x0,5" - **4RDB7TO**

battiscopa
guscio sx
cm. 10x35
4"x14" - **4RDB7BS**



battiscopa
guscio dx
cm. 10x35
4"x14" - **4RDB7BD**



battiscopa
cm. 10x35
4"x14" - **4RDB7BT**



gradone
cm. 35x35-14"x14" - **4RDB7GN**



gradone angolare
cm. 35x35-14"x14" - **4RDB7DS**

Pavimento realizzato con:
cm. 41x61,75-16"x24"
cm. 41x41-16"x16"
cm. 20,25x41-8"x16"
cm. 20,25x20,25-8"x8"

ANTICA



ROMA



Magina

ceramiche d'Arte S.p.A.