




Civilization of Beauty



50x50 - 33,3x33,3 - 16,5x16,5
 20"x20" - 13 1/8"x13 1/8" - 6 1/2"x6 1/2"
 Gres fine porcellanato.
 Porcelain tiles.
 Grès cérame.
 Feinsteinzeug.
 КЕРАМОГРАНИТ.

ITALICA



Per inebriarsi di colori e sapori antichi, ma sempre attuali.
 Le tonalità di Italica sono forti e decise
 per portarci in un mondo dove il tempo si ferma e la casa ritrova
 tradizione e spontaneità.

Abandon yourself to timeless colours and surroundings that are both traditional and trendy.
 The bold and decisive hues of Italica
 fill your home with yesterday's classics and today's spontaneity,
 turning it into a world where time stands still.

Berausende Farben und eine altertümliche, aber dennoch zeitgemäße Ausstrahlung.
 Die kräftigen und entschiedenen Farbtöne von Italica tragen uns in eine Welt,
 in der die Zeit stehen bleibt und das Zuhause mit
 Tradition und Spontaneität erfüllt wird.

Pour s'enivrer de couleurs et de saveurs d'autrefois mais toujours actuelles.
 Les tons d'Italica sont forts et nets
 pour nous transporter dans un monde où le temps s'arrête
 et où la maison retrouve tradition et spontanéité.

Поразиться цветами и вкусом древности таким актуальным и сегодня.
 Оттенки Италики являются интенсивными и решительными
 способными перенести нас в мир где время остановилось,
 и дом находит непринужденность старинной традиции.





italica





italica



50x50 20"x20" . 16,5x16,5 6"1/2x6"1/2 RAFFAELLO





16,5X16,5 6"1/2X6"1/2 . 33,3X33,3 13"1/8X13"1/8 . MICHELANGELO . 5X50 2"X20" TRECCIA GIOTTO . 6X16,5 2"3/8X6"1/2 V-CAP



33,3X33,3 13"1/8X13"1/8 CARAVAGGIO . mosaico 33,3X33,3 13"1/8X13"1/8 . Q-round 2,8X16,5 1"1/8X6"1/8

ITALICA

SPESSORE - THICKNESS - ÉPAISSEUR - STÄRKE **11mm**

CARAVAGGIO



B72 5730 Caravaggio - 50x50 . 20"x20"



B36 9730 Caravaggio - 33,3x33,3 . 13 1/8"x13 1/8"



B72 Q730 Caravaggio - 16,5x16,5 . 6 1/2"x6 1/2"



B280 9215 Mosaico Caravaggio - 33,3x33,3 . 13 1/8"x13 1/8"

DA VINCI



B72 5731 Da Vinci - 50x50 . 20"x20"



B36 9731 Da Vinci - 33,3x33,3 . 13 1/8"x13 1/8"



B72 Q731 Da Vinci - 16,5x16,5 . 6 1/2"x6 1/2"



B280 9216 Mosaico Da Vinci - 33,3x33,3 . 13 1/8"x13 1/8"

MICHELANGELO




B72 5732 Michelangelo - 50x50 . 20"x20"



B36 9732 Michelangelo - 33,3x33,3 . 13 1/8"x13 1/8"




B72 Q732 Michelangelo - 16,5x16,5 . 6 1/2"x6 1/2"



B280 9217 Mosaico Michelangelo - 33,3x33,3 . 13 1/8"x13 1/8"




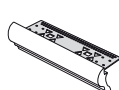
BULL-NOSE V120

16,5x16,5 - 6 1/2"x6 1/2" 




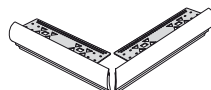
DOPPIO BULL-NOSE V150

16,5x16,5 - 6 1/2"x6 1/2" 




TRELLO PER GRADINO V230

4,5x33,3 - 1 3/16"x13 1/8" 



TRELLO ANGOLARE PER GRADINO V320

4,5x33,3 - 1 3/16"x13 1/8" 




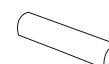
V-CAP V134

2,8x16,5 - 1 1/8"x6 1/2" 




ANGOLO V-CAP V150

2,8x2,8 - 1 1/8"x1 1/8" 



Q-ROUND V130

2,8x16,5 - 1 1/8"x6 1/2" 

Q740. Caravaggio

Q741. Da Vinci

Q742. Michelangelo

Q743. Raffaello

Q744. Caravaggio

Q745. Da Vinci

Q746. Michelangelo

Q747. Raffaello

K830. Caravaggio

K831. Da Vinci

K832. Michelangelo

K833. Raffaello

J830. Caravaggio

J831. Da Vinci

J832. Michelangelo

J833. Raffaello

L456. Caravaggio

L457. Da Vinci

L458. Michelangelo

L459. Raffaello

L460. Caravaggio

L461. Da Vinci

L462. Michelangelo

L463. Raffaello

L464. Caravaggio

L465. Da Vinci

L466. Michelangelo

L467. Raffaello

SHADE SPECTRUM

Low Moderate High Random

R9

SCIVOLOSITA'
SLIPPERY GRADE

* L'elenco completo degli imballi si trova a pag: 310
The complete list of packaging can be found on page: 310

EUROPALLET 80x120 cm						
FORMATO cm. Size	PZ. X SCAT. Pieces x Box	MQ. X SCAT. Sqrm x Box	KG X SCAT. Weight x Box	SCAT. X PAL. Boxes x Pal.	MQ. X PAL. Sqrm x Pal.	KG X PAL. Weight x Pal.
50x50	4	1	24	36	36	864
33,3x33,3	10	1,11	27	44	48,84	1208
16,5x16,5	28	0,76	18,5	64	48,84	1204
Mosaico 33,3x33,3	5	0,55	12	60	33	740
Cm. h PAL.						65



RAFFAELLO



B72 5733 Raffaello - 50x50 . 20"x20"



B36 9733 Raffaello - 33,3x33,3 . 13 1/8"x13 1/8"




B72 Q733 Raffaello - 16,5x16,5 . 6 1/2"x6 1/2"



B280 9218 Mosaico Raffaello - 33,3x33,3 . 13 1/8"x13 1/8"

DECORI. DECORS. DECORATIONS. DEKORE. ДЕКОРЫ



V215 R097 Treccia Donatello "A" 6x33,3 . 2"3/8"x13"1/8



V297 R095 Treccia Giotto "A" 5x50 . 2"x24"



V175 R395 Ang. Giotto "A" 5x5 . 2"x2"



V215 R098 Treccia Donatello "B" 6x33,3 . 2"3/8"x13"1/8

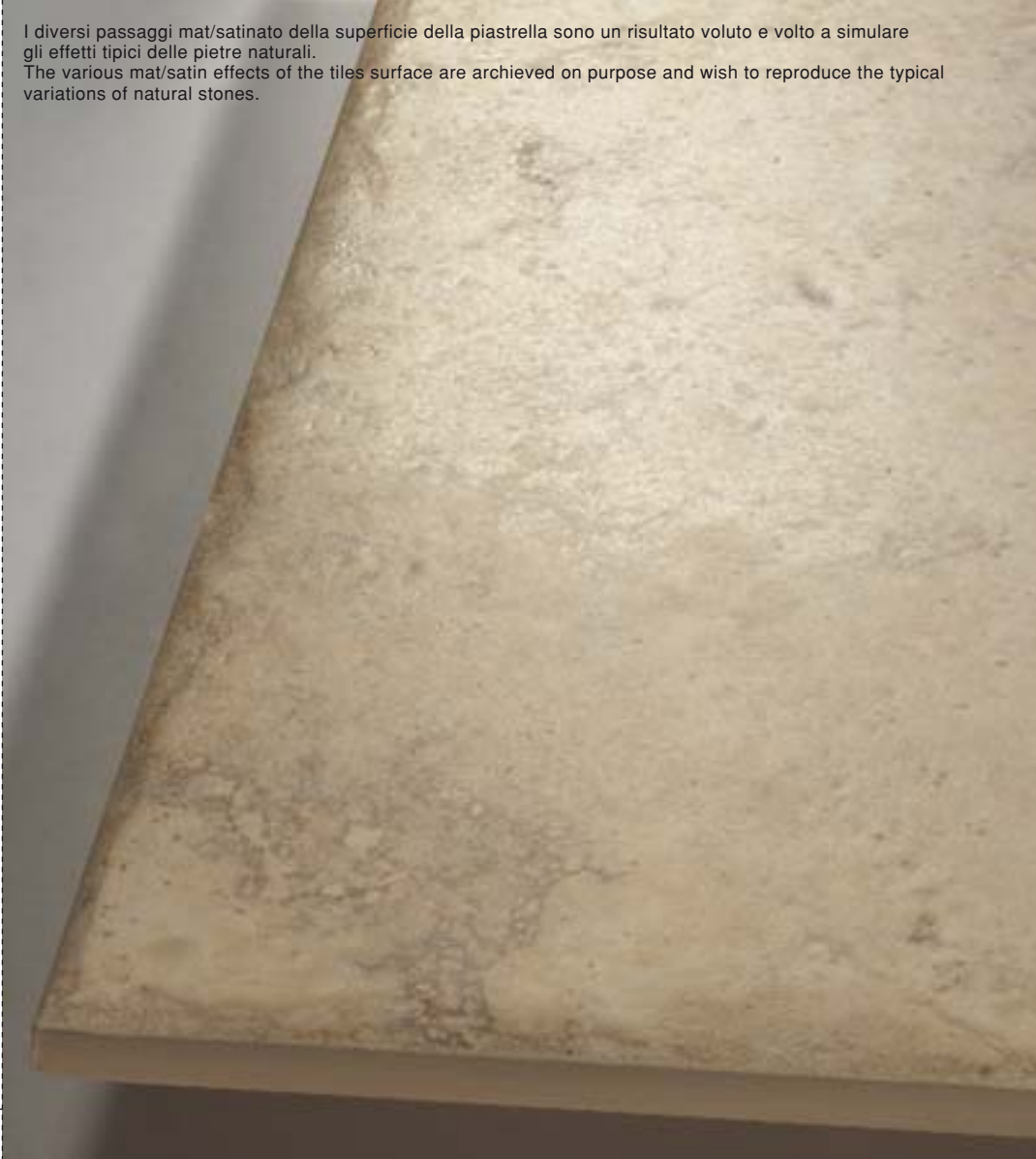


V297 R096 Treccia Giotto "B" 5x50 . 2"x24"



V175 R395 Ang. Giotto "A" 5x5 . 2"x2"

I diversi passaggi mat/satinato della superficie della piastrella sono un risultato voluto e volto a simulare gli effetti tipici delle pietre naturali.
The various mat/satin effects of the tiles surface are archived on purpose and wish to reproduce the typical variations of natural stones.



BEAK **V150**
2,8x2,8 - 1 1/8"x1 1/8"

BATTISCOPA **V50**
8x33,3 - 3 3/16"x13 1/8"

- L468. Caravaggio
- L469. Da Vinci
- L470. Michelangelo
- L471. Raffaello

- B730. Caravaggio
- B731. Da Vinci
- B732. Michelangelo
- B733. Raffaello