

UMBRIA GRES



# SERIE ELDORADO

GRES PORCELLANATO AD ALTO SPESSORE 12mm



**Tagina**<sup>®</sup>

*ceramiche d'Arte S.p.A.*










VISONE




COMPOSIZIONE MOSAICO 144 PZ  
 27,75x27,75-10<sup>15/16</sup>x10<sup>15/16</sup>  
 5TF0244 - 2,25x2,25  
 SU PUNTI COLLA (PVC SPOTS)




COMPOSIZIONE MOSAICO 66 PZ  
 27,75x27,75-10<sup>15/16</sup>x10<sup>15/16</sup>  
 5TF0266 - 2,25x4,6  
 SU PUNTI COLLA (PVC SPOTS)




FONDO ROMBO  
 CM 12x12-4<sup>3/4</sup>x4<sup>3/4</sup> - 5TF0 212



FONDO CM 15x15  
 5<sup>7/8</sup>x5<sup>7/8</sup>  
 5TF0 215



FONDO CM 7,3x15  
 2<sup>14/16</sup>x5<sup>7/8</sup>  
 5TF0 271



FONDO CM 7,3x7,3  
 2<sup>14/16</sup>x2<sup>14/16</sup>  
 5TF0 277



CORNICE COMP. FARFALE PZ 12 SU RETE  
 CM 15x41-5<sup>7/8</sup>x16<sup>1/8</sup>  
 5TD02CF




## DECORI



ANG. DECORO VOLUTE  
CM 7,3x7,3  
2<sup>14/16</sup>x2<sup>14/16</sup>  
5TD02AV



ROMBO LIBERTY  
CM 12x12-4<sup>3/4</sup>x4<sup>3/4</sup>  
5TD02DR



ANG. DECORO SPIGA  
CM 7,3x7,3-2<sup>14/16</sup>x2<sup>14/16</sup>  
5TD02AP



LISTELLO VOLUTE  
CM 7,3x15-2<sup>14/16</sup>x5<sup>7/8</sup>  
5TD02LV



DECORO SPIGA  
CM 7,3x15-2<sup>14/16</sup>x5<sup>7/8</sup>  
5TD02DP




CORNICE VOLUTE CM 7,3x41-2<sup>14/16</sup>x16<sup>1/8</sup> 5TD02CV



DECORO PESCE  
CM 15x15-5<sup>7/8</sup>x5<sup>7/8</sup> 5TD02PE



DECORO CERVO  
CM 15x15-5<sup>7/8</sup>x5<sup>7/8</sup> 5TD02DV



DECORO LIBERTY  
CM 15x15-5<sup>7/8</sup>x5<sup>7/8</sup> 5TD02DL










**CORNICE GOLA 5TD02CG**  
**BORDO SUPERIORE SMALTATO 5TD02CG/S**  
 CM 5x15-1<sup>15/16</sup>x5<sup>7/8</sup>



**TORELLO**  
**CORNICE GOLA**  
 CM 5x1,2  
 1<sup>15/16</sup>x1/2<sup>1</sup>  
 5TD02TG



**ANGOLO**  
**CORNICE GOLA**  
 CM 5x2,6  
 1<sup>15/16</sup>x1<sup>1</sup>  
 5TD02GA



**TONDINO 5TD02TO**  
**BORDO SUPERIORE SMALTATO 5TD02TO/S**  
 CM 2,5x15-1<sup>15/16</sup>x5<sup>7/8</sup>



**TORELLO TONDINO**  
 CM 2,5x1,2-1<sup>1</sup>x1/2<sup>1</sup>  
 5TD02TT



**ANGOLO TONDINO**  
 CM 2,5x2,4-1<sup>1</sup>x15/16<sup>1</sup>  
 5TD02TA



**V-CAP CM 6,6x15-2<sup>1/2</sup>x5<sup>7/8</sup>**  
 5TD02VC



**V-CAP CORNER IN**  
 CM 6,6x4,4  
 2<sup>1/2</sup>x1<sup>3/4</sup>  
 5TD02IV




**V-CAP CORNER OUT**  
 CM 6,6x3,6  
 2<sup>1/2</sup>x1<sup>1/2</sup>  
 5TD02OV




**QUARTER ROUND BEAD**  
 CM 3x15-1<sup>1/4</sup>x6<sup>1</sup> 5TD02QR




**BEAK**  
 CM 3x3-1<sup>1/4</sup>x1<sup>1/4</sup> 5TD02QB



**BULL-NOSE 1 LATO**  
 CM 15x15-5<sup>7/8</sup>x5<sup>7/8</sup>  
 5TD021B



**BULL-NOSE 2 LATI**  
 CM 15x15-5<sup>7/8</sup>x5<sup>7/8</sup>  
 5TD022B



**BULL-NOSE 1 LATO**  
 CM 20,25x20,25-8<sup>1</sup>x8<sup>1</sup>  
 5TD02B1



**BULL-NOSE 2 LATI**  
 CM 20,25x20,25-8<sup>1</sup>x8<sup>1</sup>  
 5TD02B2



**COPRIFILO**  
**ANGOLARE**  
 CM 1,5x61  
 9/16x24<sup>3/16</sup>  
 5TD02CN


VISONE




FONDO CM 41x41-16<sup>1/8</sup>"x16<sup>1/8</sup>" 5TF0200



FONDO CM 41x61,75-16<sup>1/8</sup>"x24<sup>5/16</sup>" 5TF0246



FONDO CM 20,25x41-8"x16<sup>1/8</sup>"  
5TF0224



FONDO CM 20,25x20,25  
8"x8" - 5TF0220



FONDO CM 30,5x30,5-12"x12"  
5TF0230





# VISONE - RETTIFICATO



FONDO RETTIFICATO CM 40x40-15<sup>3/4</sup>x15<sup>3/4</sup> 5TF0240



FONDO RETTIFICATO CM 40x60-15<sup>3/4</sup>x23<sup>5/8</sup> 5TF0264















## DECORI



COMPOSIZIONE  
TAPPETO (PZ 9)  
CM 123x123  
48<sup>7/16</sup>x48<sup>7/16</sup>  
VISONE-5TD02P9



ANGOLO TAPPETO  
CM 41x41-16<sup>1/8</sup>x16<sup>1/8</sup>  
5TD02AT



DEC. TAPPETO LATERALE  
CM 41x41-16<sup>1/8</sup>x16<sup>1/8</sup>  
5TD02LT



CENTRO TAPPETO  
CM 41x41-16<sup>1/8</sup>x16<sup>1/8</sup>  
5TD02CT





COMP. ROSONE CINQUECERCHI (PZ 4) CM 61x61-24<sup>3/16</sup> x 24<sup>3/16</sup>  
5TD02P4



DECORO ROSONE  
CM 30,5x30,5-12"x12"  
5TD02RS



GRADONE  
CM 35x35-13<sup>3/4</sup> x 13<sup>3/4</sup> 5TD02GN



ANGOLO GRADONE DX-SX  
CM 35x35-13<sup>3/4</sup> x 13<sup>3/4</sup> 5TD02DS



BATTISCOPA GUSCIO  
CM 10x35-3<sup>15/16</sup> x 13<sup>3/4</sup>  
DX - 5TD02BD  
SX - 5TD02BS



BATTISCOPA  
CM 10x35-3<sup>15/16</sup> x 13<sup>3/4</sup>  
5TD02BT


GRIGIO




COMPOSIZIONE MOSAICO 144 PZ  
 27,75x27,75-10<sup>15/16</sup>x10<sup>15/16</sup>  
 5TF0644 - 2,25x2,25  
 SU PUNTI COLLA (PVC SPOTS)




COMPOSIZIONE MOSAICO 66 PZ  
 27,75x27,75-10<sup>15/16</sup>x10<sup>15/16</sup>  
 5TF0666 - 2,25x4,6  
 SU PUNTI COLLA (PVC SPOTS)



FONDO ROMBO  
 CM 12x12  
 4<sup>3/4</sup>x4<sup>3/4</sup>  
 5TF0612




FONDO CM 15x15  
 5<sup>7/8</sup>x5<sup>7/8</sup> - 5TF0615



FONDO  
 CM 7,3x15  
 2<sup>14/16</sup>x5<sup>7/8</sup>  
 5TF0671



FONDO  
 CM 7,3x7,3  
 2<sup>14/16</sup>x2<sup>14/16</sup>  
 5TF0677



COPRIFILO  
 ANGOLARE  
 CM 1,5x61  
 9/16x24<sup>3/16</sup>  
 5TD06CN








## DECORI



ANG. DECORO VOLUTE  
CM 7,3x7,3  
2<sup>14/16</sup>x2<sup>14/16</sup>  
5TD06AV



ROMBO LIBERTY  
CM 12x12-4<sup>3/4</sup>x4<sup>3/4</sup>  
5TD06DR



ANG. DECORO SPIGA  
CM 7,3x7,3-2<sup>14/16</sup>x2<sup>14/16</sup>  
5TD06AP



LISTELLO VOLUTE  
CM 7,3x15-2<sup>14/16</sup>x5<sup>7/8</sup>  
5TD06LV



DECORO SPIGA  
CM 7,3x15-2<sup>14/16</sup>x5<sup>7/8</sup>  
5TD06DP



CORNICE VOLUTE CM 7,3x41-2<sup>14/16</sup>x16<sup>1/8</sup> 5TD06CV



DECORO PESCE  
CM 15x15-5<sup>7/8</sup>x5<sup>7/8</sup> 5TD06PE



DECORO CERVO  
CM 15x15-5<sup>7/8</sup>x5<sup>7/8</sup> 5TD06DV



DECORO LIBERTY  
CM 15x15-5<sup>7/8</sup>x5<sup>7/8</sup> 5TD06DL



CORNICE COMP. FARFALLE PZ 12 SU RETE  
CM 15x41-5<sup>7/8</sup>x16<sup>1/8</sup> 5TD06CF





**CORNICE GOLA 5TD06CG**  
**BORDO SUPERIORE SMALTATO**  
**5TD06CG/S**  
 CM 5x15-1<sup>15/16</sup>x5<sup>7/8</sup>



**TORELLO**  
**CORNICE GOLA**  
 CM 5x1,2  
 1<sup>15/16</sup>x1/2<sup>1</sup>  
**5TD06TG**



**ANGOLO**  
**CORNICE GOLA**  
 CM 5x2,6  
 1<sup>15/16</sup>x1<sup>1</sup>  
**5TD06GA**




**TONDINO 5TD06TO**  
**BORDO SUPERIORE SMALTATO**  
**5TD06TO/S**  
 CM 2,5x15-1<sup>7/8</sup>x5<sup>7/8</sup>



**TORELLO TONDINO**  
 CM 2,5x1,2  
 1<sup>1</sup>x1/2<sup>1</sup>  
**5TD06TT**



**ANGOLO TONDINO**  
 CM 2,5x2,4-1<sup>15/16</sup>x15/16<sup>1</sup>  
**5TD06TA**



**QUARTER ROUND BEAD**  
 CM 3x15-1<sup>1/4</sup>x6<sup>1</sup> **5TD06QR**



**BEAK**  
 CM 3x3  
 1<sup>1/4</sup>x1<sup>1/4</sup>  
**5TD06QB**



**V-CAP** CM 6,6x15-2<sup>1/2</sup>x5<sup>7/8</sup>  
**5TD06VC**




**V-CAP CORNER IN**  
 CM 6,6x4,4  
 2<sup>1/2</sup>x1<sup>3/4</sup>  
**5TD06IV**




**V-CAP CORNER OUT**  
 CM 6,6x3,6  
 2<sup>1/2</sup>x1<sup>1/2</sup>  
**5TD06OV**



**BULL-NOSE 1 LATO**  
 CM 15x15-5<sup>7/8</sup>x5<sup>7/8</sup>  
**5TD061B**



**BULL-NOSE 2 LATI**  
 CM 15x15-5<sup>7/8</sup>x5<sup>7/8</sup>  
**5TD062B**



**BULL-NOSE 1 LATO**  
 CM 20,25x20,25-8<sup>1</sup>x8<sup>1</sup>  
**5TD06B1**



**BULL-NOSE 2 LATI**  
 CM 20,25x20,25-8<sup>1</sup>x8<sup>1</sup>  
**5TD06B2**







GRIGIO



FONDO CM 41x41-16<sup>1/8</sup>x16<sup>1/8</sup> 5TF0600




FONDO CM 41x61,75-16<sup>1/8</sup>x24<sup>5/16</sup> 5TF0646



FONDO CM 20,25x41-8"x16<sup>1/8</sup> 5TF0624



FONDO CM 20,25x20,25  
8"x8" - 5TF0620



FONDO CM 30,5x30,5-12"x12" 5TF0630







GRIGIO - RETTIFICATO



FONDO RETTIFICATO CM 40x40-15<sup>3/4</sup>x15<sup>3/4</sup> 5TF0640



FONDO RETTIFICATO CM 40x60-15<sup>3/4</sup>x23<sup>5/8</sup> 5TF0664



## DECORI



COMPOSIZIONE  
TAPPETO (PZ 9)  
CM 123x123  
48<sup>7/16</sup>x48<sup>7/16</sup>  
5TD06P9



ANGOLO TAPPETO  
CM 41x41-16<sup>1/8</sup>x16<sup>1/8</sup>  
5TD06AT



DEC. TAPPETO LATERALE  
CM 41x41-16<sup>1/8</sup>x16<sup>1/8</sup>  
5TD06LT



CENTRO TAPPETO  
CM 41x41-16<sup>1/8</sup>x16<sup>1/8</sup>  
5TD06CT





COMP. ROSONE CINQUECERCHI (PZ 4) CM 61x61-24<sup>3/16</sup> x 24<sup>3/16</sup>  
5TD06P4



DECORO ROSONE  
CM 30,5x30,5-12"x12"  
5TD06RS



GRADONE  
CM 35x35-13<sup>3/4</sup> x 13<sup>3/4</sup> 5TD06GN



ANGOLO GRADONE DX-SX  
CM 35x35-13<sup>3/4</sup> x 13<sup>3/4</sup> 5TD06DS



BATTISCOPA GUSCIO  
CM 10x35-3<sup>15/16</sup> x 13<sup>3/4</sup>  
DX - 5TD06BD  
SX - 5TD06BS



BATTISCOPA  
CM 10x35-3<sup>15/16</sup> x 13<sup>3/4</sup>  
5TD06BT



NOCCIOLA




COMPOSIZIONE MOSAICO 144 PZ  
 27,75x27,75-10<sup>15/16</sup>x10<sup>15/16</sup>  
 5TF3J44 - 2,25x2,25  
 SU PUNTI COLLA (PVC SPOTS)



COMPOSIZIONE MOSAICO 66 PZ  
 27,75x27,75-10<sup>15/16</sup>x10<sup>15/16</sup>  
 5TF3J66 - 2,25x4,6  
 SU PUNTI COLLA (PVC SPOTS)




FONDO ROMBO  
 CM 12x12-4<sup>3/4</sup>x4<sup>3/4</sup> - 5TF3J12




FONDO CM 15x15  
 5<sup>7/8</sup>x5<sup>7/8</sup>  
 5TF3J15



FONDO CM 7,3x15  
 2<sup>14/16</sup>x5<sup>7/8</sup>  
 5TF3J71



FONDO  
 CM 7,3x7,3  
 2<sup>14/16</sup>x2<sup>14/16</sup>  
 5TF3J77



COPRIFILO  
 ANGOLARE  
 CM 1,5x61  
 9/16x24<sup>3/16</sup>  
 5TD3JCN







## DECORI



**DECORO CERVO**  
 CM 15x15 - 5<sup>7/8</sup>x5<sup>7/8</sup>  
 5TD3 JDV



**ROMBO LIBERY**  
 CM 12x12 - 4<sup>3/4</sup>x4<sup>3/4</sup>  
 5TD3 JDR



**DECORO PESCE**  
 CM 15x15 - 5<sup>7/8</sup>x5<sup>7/8</sup>  
 5TD3 JPE



**CORNICE VOLUTE** CM 7,3x41 - 2<sup>14/16</sup>x16<sup>1/8</sup>  
 5TD3 JCV



**LISTELLO VOLUTE**  
 CM 7,3x15  
 2<sup>14/16</sup>x5<sup>7/8</sup>  
 5TD3 JLV



**ANG. DEC. VOLUTE**  
 CM 7,3x7,3  
 2<sup>14/16</sup>x2<sup>14/16</sup>  
 5TD3 JAV



**DECORO SPIGA**  
 CM 7,3x15 - 2<sup>14/16</sup>x5<sup>7/8</sup>  
 5TD3 JDP



**ANG. DECORO SPIGA**  
 CM 7,3x7,3  
 2<sup>14/16</sup>x2<sup>14/16</sup>  
 5TD3 JAP




**CORNICE COMP. FARFALLE PZ 12 SU RETE**  
 CM 15x41 - 5<sup>7/8</sup>x16<sup>1/8</sup> 5TD3JCF



**DECORO LIBERTY**  
 CM 15x15 - 5<sup>7/8</sup>x5<sup>7/8</sup>  
 5TD3 JDL






**CORNICE GOLA**  
 CM 5x15-1<sup>15/16</sup>x5<sup>7/8</sup> 5TD3 JCG  
**BORDO SUPERIORE SMALTATO**  
 CM 5x15-1<sup>15/16</sup>x5<sup>7/8</sup> 5TD3 JCG/S



**TORELLO CORNICE GOLA**  
 CM 5x1,2  
 1<sup>15/16</sup>x1/2<sup>1</sup> 5TD3 JTG



**ANGOLO CORNICE GOLA**  
 CM 5x2,6  
 1<sup>15/16</sup>x1<sup>1</sup> 5TD3 JGA



**TONDINO**  
 CM 2,5x15-1<sup>15/16</sup>x5<sup>7/8</sup> 5TD3 JTO  
**BORDO SUPERIORE SMALTATO**  
 CM 2,5x15-1<sup>15/16</sup>x5<sup>7/8</sup> 5TD3 JTO/S



**TORELLO TONDINO**  
 CM 2,5x1,2-1<sup>15/16</sup>x1/2<sup>1</sup> 5TD3 JTT




**ANGOLO TONDINO**  
 CM 2,5x2,4-1<sup>15/16</sup>x15/16<sup>1</sup> 5TD3 JTA



**QUARTER ROUND BEAD**  
 CM 3x15-1<sup>1/4</sup>x5<sup>7/8</sup> 5TD3 JQR



**QUARTER ROUND BEAK**  
 CM 3x3 - 1<sup>1/4</sup>x1<sup>1/4</sup> 5TD3 JQB




**V-CAP** CM 6,6x15-2<sup>1/2</sup>x5<sup>7/8</sup> 5TD3 JVC




**V-CAP CORNER IN**  
 CM 6,6x4,4  
 2<sup>1/2</sup>x1<sup>3/4</sup> 5TD3 JIV




**V-CAP CORNER OUT**  
 CM 6,6x3,6  
 2<sup>1/2</sup>x1<sup>1/2</sup> 5TD3 JOV



**BULL-NOSE 1 LATO**  
 CM 15x15-5<sup>7/8</sup>x5<sup>7/8</sup> 5TD3J1B



**BULL-NOSE 2 LATI**  
 CM 15x15-5<sup>7/8</sup>x5<sup>7/8</sup> 5TD3J2B



**BULL-NOSE 1 LATO**  
 CM 20,25x20,25-8<sup>1/2</sup>x8<sup>1/2</sup> 5TD3JB1



**BULL-NOSE 2 LATI**  
 CM 20,25x20,25-8<sup>1/2</sup>x8<sup>1/2</sup> 5TD3JB2



NOCCIOLA



FONDO CM 41x41-16<sup>1/8</sup>"x16<sup>1/8</sup>" 5TF3J00



FONDO CM 41x61,75-16<sup>1/8</sup>"x24<sup>5/16</sup>" 5TF3J46



FONDO CM 20,25x41-8"x16<sup>1/8</sup>" 5TF3J24



FONDO CM 20,25x20,25-8"x8" 5TF3J20



FONDO CM 30,5x30,5-12"x12" 5TF3J30











# NOCCIOLA - RETTIFICATO



FONDO RETTIFICATO CM 40x40-15<sup>3/4</sup> x15<sup>3/4</sup> 5TF3J40



FONDO RETTIFICATO CM 40x60-15<sup>3/4</sup> x23<sup>5/8</sup> 5TF3J64



DECORI



COMPOSIZIONE  
TAPPETO (PZ 9)  
CM 123x123  
48<sup>7/16</sup>x48<sup>7/16</sup>  
5TD3JP9



ANGOLO TAPPETO  
CM 41x41-16<sup>1/8</sup>x16<sup>1/8</sup>  
5TD3JAT



DEC. TAPPETO LATERALE  
CM 41x41-16<sup>1/8</sup>x16<sup>1/8</sup>  
5TD3JLT



CENTRO TAPPETO  
CM 41x41-16<sup>1/8</sup>x16<sup>1/8</sup>  
5TD3JCT





COMP. ROSONE CINQUECERCHI (PZ 4) CM 61x61-24<sup>3/16</sup>x24<sup>3/16</sup>  
5TD3JP4




DECORO ROSONE CM 30,5x30,5-12"x12"  
5TD3JRS




GRADONE CM 35x35-13<sup>3/4</sup>x13<sup>3/4</sup> 5TD3JGN



BATTISCOPIA GUSCIO  
CM 10x35-3<sup>15/16</sup>x13<sup>3/4</sup>  
DX - 5TD3JBD  
SX - 5TD3JBS



ANGOLO GRADONE DX-SX CM 35x35-13<sup>3/4</sup>x13<sup>3/4</sup>  
5TD3JDS



BATTISCOPIA CM 10x35-3<sup>15/16</sup>x13<sup>3/4</sup>  
5TD3JBT





**Gres porcellanato smaltato ad alto spessore 12mm**  
**Glazed porcelain tiles 12mm Thickness**  
**Glasiertes Feinsteinzeug 12mm stärke**  
**Grès cérame à forte épaisseur, 12 mm**

FORMATO SIZE FORMAT FORMAT	DENOMINAZIONE DESCRIPTION BEZEICHNUNG DESCRIPTION	SPESORE THICKNESS STÄRKE ÉPAISSEUR	PZ/PAC PCS/PACK TSK/KAR PCS/PAQUET	MQ/PAC SQM/PACK QM/CAR M <sup>2</sup> /PAQUET	KG/PAC KG/PACK KG/KAR KG/PAQUET	PAC/PAL PACK/PAL KAR/PAL PAQ/PAL	MQ/PAL SQM/PAL QM/PAL M <sup>2</sup> /PAL	KG/PAL KG/PAL KG/PAL KG/PAL
20,25x20,25 - 8 <sup>n</sup> x8 <sup>n</sup>	FONDO E DECORO	12	21	0,8610	22,00	51	43,91	1145
20,25x41 - 8 <sup>n</sup> x16 <sup>n</sup> 1/8	FONDO E DECORO	12	14	1,1620	30,10	48	55,78	1470
41x41 - 16 <sup>n</sup> 1/8x16 <sup>n</sup> 1/8	FONDO E DECORO	12	7	1,1767	30,60	48	56,48	1495
41x61,75 - 16 <sup>n</sup> 1/8x24 <sup>n</sup> 5/16	FONDO	12	4	1,0127	25,80	48	48,61	1265
15x15 - 5 <sup>n</sup> 7/8x5 <sup>n</sup> 7/8	FONDO E DECORO	12	24	0,540	14,00	80	43,20	1145
40x40 - 15 <sup>n</sup> 3/4x15 <sup>n</sup> 3/4	FONDO RETTIFICATO	12	7	1,120	29,20	48	53,76	1430
40x60 - 15 <sup>n</sup> 3/4x23 <sup>n</sup> 5/8	FONDO RETTIFICATO	12	4	0,960	24,50	48	46,08	1200
27,75x27,75 - 10 <sup>n</sup> 15/16x10 <sup>n</sup> 15/16	MOSAICO 144 PZ 2,25x2,25 SU PUNTI COLLA (PVC SPOTS)	12	12	0,924	22,00	48	44,35	1080
27,75x27,75 - 10 <sup>n</sup> 15/16x10 <sup>n</sup> 15/16	MOSAICO 66 PZ 2,25x4,6 SU PUNTI COLLA (PVC SPOTS)	12	12	0,850	20,00	48	40,78	985
15x41 - 5 <sup>n</sup> 7/8x16 <sup>n</sup> 1/8	CORNICE FARFALLE	12	12	0,738	18,00	-	-	-
30,5x30,5 - 12 <sup>n</sup> x12 <sup>n</sup>	FONDO	12	12	1,116	28,75	40	44,65	1175
12x12 - 4 <sup>n</sup> 3/4x4 <sup>n</sup> 3/4	ROMBO FONDO E DECORO	12	60	0,837	22,80	48	40,18	1120
7,3x7,3 - 2 <sup>n</sup> 7/8x2 <sup>n</sup> 7/8	FONDO E DECORO	12	84	0,448	12,70	80	35,84	1040
7,3x15 - 2 <sup>n</sup> 7/8x5 <sup>n</sup> 7/8	FONDO E DECORO	12	42	0,4600	12,50	80	36,80	1035
7,3x41 - 2 <sup>n</sup> 7/8x16 <sup>n</sup> 1/8	DECORO	12	34	1,0166	27,40	-	-	-
15x15 - 5 <sup>n</sup> 7/8x5 <sup>n</sup> 7/8	BULL-NOSE (SBN-DBN)	12	24	0,540	14,00	80	43,20	1145
20,25x20,25 - 8 <sup>n</sup> x8 <sup>n</sup>	BULL-NOSE (SBN-DBN)	12	21	0,8610	22,00	51	43,91	1145
5x15 - 1 <sup>n</sup> 15/16x5 <sup>n</sup> 7/8	CORNICE GOLA	12	36	0,2700	8,10	-	-	-
6,6x15 - 2 <sup>n</sup> 1/2x5 <sup>n</sup> 7/8	V-CAP	-	14	0,1386	5,50	-	-	-
6,6x4,4 - 2 <sup>n</sup> 1/2x1 <sup>n</sup> 3/4	V-CAP IN	-	12	0,0348	1,93	-	-	-
6,6x3,6 - 2 <sup>n</sup> 1/2x1 <sup>n</sup> 1/2	V-CAP OUT	-	12	0,0288	1,53	-	-	-
3x15 - 1 <sup>n</sup> 1/4x5 <sup>n</sup> 7/8	QUARTER ROUND BEAD	-	108	0,4860	5,87	-	-	-
3x3 - 1 <sup>n</sup> 3/16x1 <sup>n</sup> 3/16	BEAK	-	30	0,0270	0,32	-	-	-
1,5x60 - 9 <sup>n</sup> 16x23 <sup>n</sup> 5/8	COPRIFILO ANG. ESTERNO	-	16	0,147	-	-	-	-
123x123-48 <sup>n</sup> 7/16x48 <sup>n</sup> 7/16	TAPPETO 9 PZ CM 41x41	12	9	1,5129	39,30	-	-	-
61x61-32 <sup>n</sup> 1/16x32 <sup>n</sup> 1/16	COMP. ROSONE 4 PZ. 30,5x30,5	12	4	0,3720	9,65	-	-	-
35x35-13 <sup>n</sup> 3/4x13 <sup>n</sup> 3/4	GRADONE	35	3	0,3675	22,50	36	13,23	840
10x35-3 <sup>n</sup> 15/16x1 <sup>n</sup> 3 <sup>n</sup> 3/4	BATTISCOPIA	12	32	11,20ml	26,00	42	470,4ml	1092

PER COMPRESIBILI MOTIVI TECNICI I PESI SOPRA INDICATI POSSONO VARIARE +/- DEL 4%  
 THE ABOVE MENTIONED WEIGHTS MAY CHANGE FOR TECHNICAL REASONS FOR +/- 4%  
 DIE OBEN ANGEGEBENEN GEWICHTE KÖNNEN SICH AUS TECHNISCHEN GRÜNDEN UM +/- 4%  
 POUR DES MOTIFS TECHNIQUES LES POIDS AU-DESSUS MENTIONNES PEUVENT CHANGER DE +/- 4%



Via Flaminia - Zona Industriale Nord - 06023 Gualdo Tadino - Perugia (Italia)  
 Tel 075-91471 - Fax 075-9141375 www.tagina.it - info@tagina.it

Ufficio di rappresentanza - sala mostra:  
 Via dell' Industria, 141 - 41043 FORMIGINE (MO) Tel. 059-5750141 - Fax 059-5750135

**CARATTERISTICHE TECNICHE:**

- A - Resistente al gelo (Test EN 202 - ISO 10545-12-ASTM C 1026)
- B - Resistenza all' abrasione: (EN 154-ISO 10545-7-ASTM C 1027) PEI IV
- C - Durezza superficiale (EN 101): MOHS 8 (La scala MOHS va da 1 talco a 10 diamante)
- D - Resistenza alla macchia (ISO 10545-14): CLASSE 5
- E - Resistenza agli agenti chimici (ISO 10545-13): GLA-GHA (ASTM C 650) CONFORME
- F - Spessore: mm 12
- G - Assorbimento d'acqua: (ISO 13006) Gruppo Bla < 0,2% (ASTM C 373) Assorbimento medio: < 0,2%
- H - Dilatazione termica lineare: (EN 103-ISO 10545-8) ±6,6x10<sup>-6</sup>
- I - Antiscivolo (ASTM C 1028) d > 0,50 w > 0,50 TORTUS: d > 0,40 w > 0,40 - R10
- L - Carico di Rottura: (ISO 10545-4) S>=3600 N (ASTM C 648) conforme
- M - Resistenza alla flessione: (ISO 10545-4) N/mm<sup>2</sup> >=54

**CARACTÉRISTIQUES TECHNIQUES:**

- A - Résistant au gel (Test EN 202-ISO 10545-12-ASTM C 1026)
- B - Résistance à l' abrasion: (EN 154 -ISO 10545-7-ASTM C 1027) PEI IV
- C - Dureté superficielle (EN 101): MOHS 8 (Echelle MOHS va de 1 talque a 10 diamant)
- D - Résistance aux tache: (ISO 10545-14): Classe 5
- E - Résistance chimique: (ISO 10545-13): GLA-GHA (ASTM C 650) CONFORME
- F - Epaisseur: mm 12
- G - Absorption d'eau: (ISO 13006) Gruppo Bla < 0,2% (ASTM C 373) Absorption moyenne: < 0,2%
- H - Dilatation thermique lineaire: (EN 103-ISO 10545-8) ±6,6x10<sup>-6</sup>
- I - Anti-glissant (ASTM C 1028) d > 0,50 w > 0,50 TORTUS: d > 0,40 w > 0,40 - R10
- L - Charge de rupture: (ISO 10545-4) S>=3600 N (ASTM C 648) conforme
- M - Resistance au poinçonnement statique: (ISO 10545-4) N/mm<sup>2</sup> >=54

**TECHNICAL CHARACTERISTICS:**

- A - Frost resistant (Test EN 202-ISO 10545-12-ASTM C 1026)
- B - Abrasion resistance: (EN 154-ISO 10545-7-ASTM C 1027): PEI IV
- C - Scratch resistance: (EN 101): MOHS 8 (MOHS scale runs from 1 talc to 10 diamond)
- D - Stain resistance: (ISO 10545-14): CLASS 5
- E - Chemical resistance (ISO 10545-13): GLA-GHA (ASTM C 650) in accordance
- F - Thickness: mm 12
- G - Water absorption: (ISO 13006) Gruppo Bla < 0,2% (ASTM C 373) Average Water absorption: < 0,2%
- H - Linear thermal expansion: (EN 103-ISO 10545-8) ±6,6x10<sup>-6</sup>
- I - Anti-slip (ASTM C 1028) d > 0,50 w > 0,50 TORTUS: d > 0,40 w > 0,40 - R10
- L - Breakage load: (ISO 10545-4) S>=3600 N (ASTM C 648) in accordance
- M - Bending strenght: (ISO 10545-4) N/mm<sup>2</sup> >=54

**TECHNISCHE KENNZEICHEN**

- A - Frostbeständigkeit (Test EN 202-ISO 10545-12-ASTM C 1026)
- B - Abriebfestigkeit: (EN 154-ISO 10545-7-ASTM C 1027) PEI IV
- C - Oberflächenhärte (EN 101): MOHS 8 (Haerteskala: von 1 Talk - 10 diamant)
- D - Fleckenbeständigkeit (ISO 10545-14): KLASSE 5
- E - Chemische beständigkeit: (ISO 10545-13): GLA-GHA (ASTM C 650) gemäß
- F - Stärke: mm 12
- G - Wasseraufnahme: (ISO 13006) Gruppo Bla < 0,2% (ASTM C 373) Mittlere Wasseraufnahme : < 0,2%
- H - Thermische Dilatation: (EN 103-ISO 10545-8) ±6,6x10<sup>-6</sup>
- I - Rutschhemmend: (ASTM C 1028) d > 0,50 w > 0,50 TORTUS: d > 0,40 w > 0,40 - R10
- L - Bruchlast: (ISO 10545-4) S>=3600 N (ASTM C 648) gemäß
- M - Biegefestigkeit: (ISO 10545-4) N/mm<sup>2</sup> >=54