



FLORAL *textile*














Floral Textile è la nuova collezione Tagina progettata e realizzata per vestire ed arredare la casa con la morbidezza e la delicatezza del tessuto. La sobrietà dei colori, l'eleganza della texture floreale unite ad un originale progetto di formati modulari fanno di Floral Textile un'inedita espressione di rivestimento per la casa: un'interpretazione elegante per le nuove tendenze dell'interior design.



Denim Light-Flo

Snow Light-Flo

*Floral Textile is the new Tagina collection designed and created to decorate and furnish the house with the softness and delicacy of textiles.
Sobriety of colour, elegance of floral texture along with a unique collection of modular sizes result in Floral Textile becoming a fresh expression of tiling for the home: a smart interpretation of the new tendencies in interior design.*





— Mauve

— Dark



0.5

0.6



— Dark tex



0.7





—
Tobacco Tex



0.10



— Snow Light-Flo



— Mauve Tex

0.12





— Smoke Light-Flu



0.13



Ivory Dark-Flo

Ivory Light-Flo

Ivory Tex



— Sand Light-Flo

— Tobacco Tex

— Mauve Light-Flo

— Tobacco Light-Flo





0.17

— Denim Light-Flo





— Snow Light-Flo



— Dark Light-Flo

— Dark Tex

— Snow Light-Flo





0.21





60x60 cm
 $23^{5/8} \times 23^{5/8}$
 cod. 6ZF**60 Tex
 cod. 6ZF**6L Light-Flo
 cod. 6ZF**6D Dark-Flo
 cod. 6ZDG66M Metal-Flo



30x60 cm
 $11^{13/16} \times 23^{5/8}$
 cod. 6ZF**36 Tex
 cod. 6ZF**3L Light-Flo
 cod. 6ZF**3D Dark-Flo
 cod. 6ZDG63M Metal-Flo



15x60 cm
 $5^{7/8} \times 23^{5/8}$
 cod. 6ZF**16 Tex
 cod. 6ZF**5L Light-Flo
 cod. 6ZF**5D Dark-Flo
 cod. 6ZDG65M Metal-Flo



7,5x60 cm
 $2^{15/16} \times 23^{5/8}$
 cod. 6ZD**76 Tex
 cod. 6ZD**7L Light-Flo
 cod. 6ZD**7D Dark-Flo
 cod. 6ZDG67M Metal-Flo




15x15 cm
 $5^{7/8} \times 5^{7/8}$
 cod. 6ZD**15 Tex
 cod. 6ZD**1L Light-Flo
 cod. 6ZD**1D Dark-Flo



7,5x7,5 cm
 $2^{15/16} \times 2^{15/16}$
 cod. 6ZD**75 Tex
 cod. 6ZD**0L Light-Flo
 cod. 6ZD**0D Dark-Flo

120x120cm Quarter set - $47^{1/4} \times 47^{1/4}$
 (60x60 cm cut pz. 4 - Quarter Disk pz. 4)



60x60cm Cut (Vertice arco)
 $23^{5/8} \times 23^{5/8}$
 cod. 6ZD**CT Tex
 cod. 6ZD**CC Light-Flo
 cod. 6ZD**CS Dark-Flo



8Holes Set
 30x60 cm - \emptyset 12 cm
 $11^{13/16} \times 23^{5/8}$ - \emptyset $4^{3/4}$
 cod. 6ZD**8T Tex
 cod. 6ZD**8C Light-Flo
 cod. 6ZD**8S Dark-Flo



Disk
 \emptyset 12 cm
 \emptyset $4^{3/4}$
 cod. 6ZD**T8 Tex
 cod. 6ZD**C8 Light-Flo
 cod. 6ZD**S8 Dark-Flo



2Holes Set
 30x60 cm - \emptyset 24 cm
 $11^{13/16} \times 23^{5/8}$ - \emptyset $9^{7/16}$
 cod. 6ZD**2T Tex
 cod. 6ZD**2C Light-Flo
 cod. 6ZD**2S Dark-Flo



Disk
 \emptyset 24cm
 \emptyset $9^{7/16}$
 cod. 6ZD**T2 Tex
 cod. 6ZD**C2 Light-Flo
 cod. 6ZD**S2 Dark-Flo

Quarter disk (Arco di cerchio)
 $r.48$ - $r.18^{7/8}$
 cod. 6ZD**QT Tex
 cod. 6ZD**QC Light-Flo
 cod. 6ZD**QS Dark-Flo



Battiscopa
7,5x60
2¹⁵/₁₆ x 23⁵/₈
cod. 6ZD**BT Tex



Elemento a "elle"
monolitico Tex
16x60x3,5 cm
6⁵/₁₆ x 23⁵/₈ x 1³/₈
cod. 6ZD**EL



Coprifilo ang. esterno
1,5x60 cm
9/16 x 23⁵/₈
cod. 6ZD**CN



Spigolo coprifilo a tre vie
2,5x1,5 cm
1" x 9/16
cod. 6ZD**3V







Spigolo coprifilo a due vie
1,5x1,5 cm
9/16 x 9/16
cod. 6ZD**2V



1Hole Set
60x60 cm - Ø 48 cm
23⁵/₈ x 23⁵/₈ - Ø 18⁷/₈
cod. 6ZD**1T Tex
cod. 6ZD**1C Light-Flo
cod. 6ZD**1S Dark-Flo



Disk
Ø 48 cm
Ø 18⁷/₈
cod. 6ZD**T1 Tex
cod. 6ZD**C1 Light-Flo
cod. 6ZD**S1 Dark-Flo


	Snow (G0)	Ivory (G1)	Sand (1R)	Mauve (G2)	Tobacco (10)	Smoke (G3)	Denim (G5)	Dark (G6)
 Tex	•	•	•	•	•	•	•	•
 Light-Flo	•	•	•	•	•	•	•	•
 Dark-Flo		•	•	•	•	•	•	
 Metal-Flo	•	•	•	•	•	•	•	•

La disponibilità dei colori indicata nella tabella è valida anche per le composizioni:
120x120 4QUARTERS Set, 60x60 1HOLE Set, 30x60 2HOLES Set, 30x60 8HOLES Set.
The list of available colours in the table is also valid for compositions:
120x120 4QUARTERS Set, 60x60 1HOLE Set, 30x60 2HOLES Set, 30x60 8HOLES Set.


0.24



Snow



Tex



Light-Flo


Ivory



Tex



Light-Flo



Dark-Flo

Sand



Tex



Light-Flo



Dark-Flo

Mauve



Tex



Light-Flo




Dark-Flo

0.26



Tobacco



Tex




Light-Flo




Dark-Flo


Smoke



Tex




Light-Flo




Dark-Flo


Denim



Tex




Light-Flo



Dark-Flo


Dark









Tex



Light-Flo



Metal-Flo

	SPESORE THICKNESS STARKE EPAISSUR	PZ/PAC PCS/ PACK STK/ KAR PCS/ PAQUET	MQ/PAC SQM/ PACK QM/KAR M2/PAQUET	KG/PAC KG/PACK KG/KAR KG/PAQUET	PAC/PAL PACK/PAL KAR/PAL PAQ/PAL	MQ/PAL SQM/ PAL QM/PAL M2/PAL	KG/PAL KG/ PAL KG/PAL KG/PAL
		N°.	M²	KG		M²	KG
 60 x 60cm - 23 ^{5/8} x 23 ^{5/8} FONDO	12	3	1,080	27,60	36	38,88	1020
 30 x 60cm - 11 ^{13/16} x 23 ^{5/8} FONDO	12	6	1,080	25,30	40	43,20	1040
 15 x 60cm - 5 ^{7/8} x 23 ^{5/8} FONDO	12	12	1,080	25,30	40	43,20	1040
 7.5 x 60cm - 2 ^{15/16} x 23 ^{5/8} FONDO	12	24	1,080	25,30	-	-	-
 15 x 15cm - 5 ^{7/8} x 5 ^{7/8} FONDO	12	24	0,540	12,75	80	43,20	1040
 7.5 x 7.5cm - 2 ^{15/16} x 2 ^{15/16} FONDO	12	-	-	-	-	-	-
 16x60x3.5cm - 6 ^{5/16} x 23 ^{5/8} x 1 ^{3/8} ELEMENTO A ELLE	12	8	4,08 ml.	22,50	-	-	-
 7.5 x 60cm - 2 ^{15/16} x 23 ^{5/8} BATTISCOPIA	12	32	19,2 ml.	35,10	35	672 ml.	1255
 1.5 x 60cm - 9/16" x 23 ^{5/8} COPRIFILO	-	16	0,1440	-	-	-	-
 60 x 60cm - 23 ^{5/8} x 23 ^{5/8} CUT VERTICE ARCO CERCHIO	12	1	0,1790	-	-	-	-
 r. 48cm - 18 ^{7/8} QUARTER DISK	12	1	0,1810	-	-	-	-
 60 x 60cm - 23 ^{5/8} x 23 ^{5/8} 1 HOLE	12	1	0,1790	-	-	-	-
 Ø48cm - 18 ^{7/8} DISK	12	1	0,1810	-	-	-	-
 30 x 60cm - 11 ^{13/16} x 23 ^{5/8} 2 HOLE	12	1	0,0895	-	-	-	-
 Ø24cm - 9 ^{7/16} DISK	12	1	0,0452	-	-	-	-
 30 x 60cm - 11 ^{13/16} x 23 ^{5/8} 8 HOLE	12	1	0,0895	-	-	-	-
 Ø12cm - 4 ^{3/4} DISK	12	1	0,0113	-	-	-	-

Gres porcellanato colorato tutta massa 12mm
12mm mass-coloured glazed porcelain
Grès cérame coloré pleine masse épaisseur 12 mm.
Durchgefarbtes Feinsteinzeug in 12 mm Staerke

- * Per comprensibili motivi tecnici i pesi sopra indicati possono variare +/- del 4%
- * The above mentioned weights may vary for technical reasons for +/- del 4%
- * Pour des motifs techniques les poids au-dessus mentionnés peuvent changer de +/- del 4%
- * Die Oben Angegebenen Gewichte Können Sich aus Technischen Gründen um +/- del 4%

Caratteristiche tecniche:

- A Spessore: mm12
- B Assorbimento d'acqua: (ISO 10545-3) Gruppo Bla $\leq 0.2\%$
(ASTM C 373) $E \leq 0,5\%$
- C Resistente al gelo
(Test EN 202 - ISO 10545-12 ASTM C 1026)
- D Resistenza alla flessione: (ISO 10545-4) $N/mm^2 \geq 54$
- E Carico di Rottura: (ISO 10545-4) $S \geq 3600$ N (ASTM C 648) conforme
- F Classe di Resistenza: Traffico forte: ingressi, corridoi, camere d'albergo. ecc. (Smoke-Dark-Tobacco-Denim)
Classe di Resistenza: Traffico forte/intenso: negozi, uffici, ristoranti, ecc. (Snow-Ivory-Mauve-Sand)
- G Resistenza alla macchia: (ISO 10545-14): resistente
- H Resistenza agli agenti chimici (ISO 10545-13): GLA-GHA (ASTM C 650) resistente
- I Antiscivolo (ASTM C 1028) $d \geq 0,60$ $w \geq 0,60$
TORTUS: $d > 0,40$ $w > 0,40$
R 9
Test scivolamento piede nudo su superficie bagnata (DIN 51097)
Mauve, Snow: Classe A+B+C
Smoke, Dark, Tobacco, Sand, Denim, Ivory: Classe A+B
- L Dilatazione termica lineare: (EN 103-ISO 10545-8) $\div 6,6 \times 10^{-6}$

Technical characteristics:

- A Thickness: mm12
- B Water absorption: (ISO 10545-3) Gruppo Bla $\leq 0.2\%$
(ASTM C 373) $E \leq 0,5\%$
- C Frost resistant
(Test EN 202 - ISO 10545-12 ASTM C 1026)
- D Bending strenght: (ISO 10545-4) $N/mm^2 \geq 54$
- E Breakage load: (ISO 10545-4) $S \geq 3600$ N (ASTM C 648) in accordance
- F Resistance class: heavy traffic: entrances, corridors, hotel rooms, etc. (Smoke-Dark-Tobacco-Denim)
Resistance class: heavy/intense traffic: shops, offices, restaurants, etc. (Snow-Ivory-Mauve-Sand)
- G Stain resistance: (ISO 10545-14): Resistant
- H Chemical resistance (ISO 10545-13): GLA-GHA (ASTM C 650) Resistant
- I Anti-slip (ASTM C 1028) $d \geq 0,60$ $w \geq 0,60$
TORTUS: $d > 0,40$ $w > 0,40$
R 9
Barefoot slip on wet surface (DIN 51097)
Mauve, Snow: Classe A+B+C
Smoke, Dark, Tobacco, Sand, Denim, Ivory: Classe A+B
- L Linear thermal expansion: (EN 103-ISO 10545-8) $\div 6,6 \times 10^{-6}$

Caratéristiques techniques:

- A Epaisseur: mm12
- B Absorption d' eau: (ISO 10545-3) Gruppo Bla $\leq 0.2\%$
(ASTM C 373) $E \leq 0,5\%$
- C Résistant au gel
(Test EN 202 - ISO 10545-12 ASTM C 1026)
- D Résistance au poinçonnement statique: (ISO 10545-4) $N/mm^2 \geq 54$
- E Charge de rupture: (ISO 10545-4) $S \geq 3600$ N (ASTM C 648) conforme
- F Classe de résistance: Lieu de grand passage: entrées, couloirs, chambres d'Hotels etc. (Smoke-Dark-Tobacco-Denim)
Classe de résistance: Lieu de très grand passage: magasins, bureaux, restaurants etc. (Snow-Ivory-Mauve-Sand)
- G Résistance aux tache: (ISO 10545-14): Résistant
- H Résistance chimique: (ISO 10545-13): GLA-GHA (ASTM C 650) Résistant
- I Anti-glissant (ASTM C 1028) $d \geq 0,60$ $w \geq 0,60$
TORTUS: $d > 0,40$ $w > 0,40$
R 9
Glissement à pied nu sur sol mouillé (DIN 51097)
Mauve, Snow: Classe A+B+C
Smoke, Dark, Tobacco, Sand, Denim, Ivory: Classe A+B
- L Dilatation thermique lineaire: (EN 103-ISO 10545-8) $\div 6,6 \times 10^{-6}$

Technische Kennzeichen:

- A Staerke: mm12
- B Wasseraufnahme: (ISO 10545-3) Gruppo Bla $\leq 0.2\%$
(ASTM C 373) $E \leq 0,5\%$
- C Frostbestaendigkeit
(Test EN 202 - ISO 10545-12 ASTM C 1026)
- D Biegefestigkeit: (ISO 10545-4) $N/mm^2 \geq 54$
- E Bruchlast: (ISO 10545-4) $S \geq 3600$ N (ASTM C 648) gemäss
- F Widerstandklasse: Stark frequentierte Bereiche: Eingänge, Hotelzimmer, Flur etc. (Smoke-Dark-Tobacco-Denim)
Widerstandklasse: Sehr stark frequentierte Bereiche: Geschaefte, Bueros, Restaurants etc. (Snow-Ivory- Mauve- Sand)
- G Fleckenbestandigkeit (ISO 10545-14): Gemäß
- H Chemische bestandigkeit: (ISO 10545-13): GLA-GHA (ASTM C 650) Gemäß
- I Rutschhemmend: (ASTM C 1028) $d \geq 0,60$ $w \geq 0,60$
TORTUS: $d > 0,40$ $w > 0,40$
R 9
Rutschhemmung: Anforderungen an Bodenbelägen in nassbelasteten Barfussbereichen (DIN 51097)
Mauve, Snow: Classe A+B+C
Smoke, Dark, Tobacco, Sand, Denim, Ivory: Classe A+B
- L Thermische Dilatation: (EN 103-ISO 10545-8) $\div 6,6 \times 10^{-6}$



Via Flaminia - Zona Industriale Nord
06023 Gualdo Tadino - Perugia (Italia)
Tel: +39 075 91471 - Fax: +39 075 9141375
e-mail: info@tagina.it - www.tagina.it

Numero Verde
800-177302