

FUEL



COLORI

COLOURS
COULEURS
FARBEN

FORMATI

SIZES
FORMATS
FORMATEN

MOSAICI

MOSAICS
MOSAQUES
MOSAIXEN

DECORI

DECORS
DECORS
DEKORE

Nitro

5x5 - 2"x2"

Mix Dark Fuel

Fuel

Talco

5x10 - 2"x4"

Mix Light Fuel

Stemmi

Piombo

10x10 - 4"x4"

Mix Sky Fuel

Arance

Gesso

10x20 - 4"x8"

Nitro

Fashion

Agata

20x20 - 8"x8"

Minio

Impero

Sale

20x20 - 8"x8"
Pentagono

Calcio

Appia

Oro

31,7x31,7 - 12"x12"

Pitrezza

Minio

2,2x2,2 - 7/8"x7/8"
Mosaico tessera

Grappoli

Calcio

Travertino





HUET



PIOMBO

GESSO





Piombo 5x10 - 10x20 - 20x20
Gesso 5x10

FUEL





Oro 20x20
Minio 10x20
Calcio 10x10



ORO

CALCIO

MINIO



| 7





AGATA PIOMBO



FUEL

Agata 10x20
Piombo 10x20
mosaico Mix Dark tessera 2,2x2,2


NITRO TALCO



10|

Nitro 5x10 - 10x10 - 20x20
Talco 5x5 - 10x10 - 10x20





Oro
5x5
5x10
20x20 pentagono
Sale
10x10
Agata
5x5
mosaico
Agata
tessera
2,2x2,2

AGATA ORO SALE








FUEL HOME





AGATA SALE



Agata 10x10 - 31,7x31,7
Sale 10x10 - 20x20
mosaico Mix Dark tessera 2,2x2,2
deco Grappoli verde
pezzi speciali



| 17







MINIO

ORO

CALCIO

Minio 10x10
Oro 10x10 - 20x20 - 31,7x31,7
Calcio 10x10
decoro Fashion rosso
pezzi speciali
catino d'appoggio
rotondo metallizzato rame



PIOMBO GESSO



20|



Piombo 5x5 - 10x10 - 20x20
Gesso 5x5 - 5x10 - 10x10 - 10x20
deco Diesel grigio
pezzi speciali
lavello cucina da incasso quadro



MINIO CALCIO



Minio 10x10 - 31,7x31,7
Calcio 10x10 - 20x20
decoro Travertino








NITRO

TALCO



25

Nitro 10x20
Talco 10x10
mosaico Mix Sky tessera 2,2x2,2
deco Pitrezza blu
pezzi speciali
lavello bagno da incasso ovale



V3




NITRO

spessore [10 mm - "3/8]
thickness - épaisseur - Stärke



10x10 - 4"x4"




10x20 - 4"x8"




20x20 - 8"x8"



20x20 PENTAGONO - 8"x8"



5x10 - 2"x4"



5x5 - 2"x2"



10x10 - 4"x4"



10x20 - 4"x8"




20x20 - 8"x8"



20x20 PENTAGONO - 8"x8"



5x10 - 2"x4"



5x5 - 2"x2"

V3



TALCO

spessore [10 mm - "3/8]
thickness - épaisseur - Stärke

DECORI - DECORS - DÉCORS - DEKORE

* Vedi schema di montaggio del giroscopio Appia a pag. 38.

Please refer to the Appia mirror frame installation diagram at page 38. - Voir le schéma de montage du cadre-miroir Appia à page 38. - Siehe Montageplan des Spiegelrahmens Appia am Seite 38.

FUEL



Inserto blu s/4 10x10 - 4"x4"



Tozzetto blu s/4 5x5 - 2"x2"



Treccia blu 5x20 - 2"x8"



Listello blu 2,2x20 - "7/8x8"

APPIA*



Inserto blu 20x20 - 8"x8"



Fascia blu 8x20 - 3"3/16x8"



Listello blu 3x20 - 1"3/16x8"



Inserto blu s/1 10x10 - 4"x4"



Angolo blu 10x10
(lato 8) - 4"x4"

Chiave di volta blu
13,5x13 - 5"5/16x5"1/8"



Girosp specchio blu 8x24 - 3"3/16x9"7/16"

PITRIZZA



Inserto blu s/3 10x10 - 4"x4"



Treccia blu 3x20 - 1"3/16x8"

IMPERO



Listello azzurro 5x20 - 2"x8"


ARANCE



Inserto 20x20 - 8"x8"



Listello 5x20 - 2"x8"



Listello 3x20 - 1"3/16x8"



Inserto s/1 10x10 - 4"x4"

FASHION



Bacchetta 1,5x20 - "5/8x8"



Foglia dorata 3x5 (4 colori) - 1"3/16x2"

SIGARO




Sigaro Nitro 2,5x20 - 1"x8"


STEMMI




Inserto s/4 A (rotondo) 10x10 - 4"x4"



Inserto s/4 B (quadrato) 10x10 - 4"x4"



Treccia A s/2 (rotondo) 5x20 - 2"x8"




Treccia B s/2 (quadrato) 5x20 - 2"x8"



Listello s/2 2,2x20 - "7/8x8"

TRAVERTINO



Inserto 20x20 - 8"x8"



Listello 5x20 - 2"x8"



Inserto s/3 10x10 - 4"x4"

GRAPPOLI



Formella blu 20x40 - 8"x16"



Listello blu 3x20 - 1"3/16x8"



Inserto blu s/2 10x10 - 4"x4"



Fascia blu s/2 10x10 - 4"x4"

V3




AGATA

spessore [10 mm - "3/8]
thickness - épaisseur - Stärke



10x10 - 4"x4"




10x20 - 4"x8"




20x20 - 8"x8"



20x20 PENTAGONO - 8"x8"



5x10 - 2"x4"



5x5 - 2"x2"



10x10 - 4"x4"




10x20 - 4"x8"



20x20 - 8"x8"



20x20 PENTAGONO - 8"x8"



5x10 - 2"x4"



5x5 - 2"x2"

V3



SALE

spessore [10 mm - "3/8]
thickness - épaisseur - Stärke

DECORI - DECORS - DÉCORS - DEKORE

* Vedi schema di montaggio del giroscopio Appia a pag. 38. / Please refer to the Appia mirror frame installation diagram at page 38. - Voir le schéma de montage du cadre-miroir Appia à page 38. - Siehe Montageplan des Spiegelrahmens Appia am Seite 38.

FUEL



Inserto verde s/4 10x10 - 4"x4"



Tozzetto verde s/4 5x5 - 2"x2"



Treccia verde 5x20 - 2"x8"



Listello verde 2,2x20 - 7/8x8"

APPIA*




Inserto verde 20x20 - 8"x8"



Fascia verde 8x20 - 3"3/16x8"



Listello verde 3x20 - 1"3/16x8"



Inserto verde s/1 10x10 - 4"x4"



Angolo verde 10x10 (lato 8) - 4"x4" Chiave di volta 13,5x13 - 5"5/16x5"1/8



Girosp specchio verde 8x24 - 3"3/16x9"7/16

TRAVERTINO



Inserto 2,2x20 - 7/8x8"



Listello 5x20 - 2"x8"



Inserto s/3 10x10 - 4"x4"

ARANCE



Inserto 20x20 - 8"x8"



Listello 5x20 - 2"x8"



Listello 3x20 - 1"3/16x8"



Inserto s/1 10x10 - 4"x4"

FASHION



Bacchetta 1,5x20 - 5/8x8"



Foglia dorata 3x5 (4 colori) - 1"3/16x2"

SIGARO




Sigaro Agata 2,5x20 - 1"x8"

STEMMI



Inserto s/4 A (rotondo) 10x10 - 4"x4"



Inserto s/4 B (quadrato) 10x10 - 4"x4"



Treccia A s/2 (rotondo) 5x20 - 2"x8"



Treccia B s/2 (quadrato) 5x20 - 2"x8"



Listello s/2 2,2x20 - 7/8x8"

GRAPPOLI



Formella verde 20x40 - 8"x16"



Listello verde 3x20 - 1"3/16x8"



Inserto verde s/2 10x10 - 4"x4"



Fascia verde s/2 10x10 - 4"x4"



V3




PIOMBO

spessore [10 mm - "3/8]
thickness - épaisseur - Stärke



10x10 - 4"x4"




10x20 - 4"x8"




20x20 - 8"x8"



20x20 PENTAGONO - 8"x8"



5x10 - 2"x4"



5x5 - 2"x2"



10x10 - 4"x4"



10x20 - 4"x8"



20x20 - 8"x8"



20x20 PENTAGONO - 8"x8"



5x10 - 2"x4"



5x5 - 2"x2"

V3



GESSO

spessore [10 mm - "3/8]
thickness - épaisseur - Stärke

DECORI - DECORS - DÉCORS - DEKORE

* Vedi schema di montaggio del girospeschio Appia a pag. 38.
Please refer to the Appia mirror frame installation diagram at page 38. - Voir le schéma de montage du cadre-miroir Appia à page 38. - Siehe Montageplan des Spiegelrahmens Appia am Seite 38.

FUEL



Inserto grigio s/4 10x10 - 4"x4"



Tozzetto grigio s/4 5x5 - 2"x2"



Treccia grigia 5x20 - 2"x8"

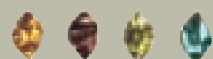


Listello grigio 2,2x20 - "7/8x8"

FASHION



Bacchetta 1,5x20 - "5/8x8"



Foglia dorata 3x5 (4 colori) - 1"3/16x2"

TRAVERTINO



Inserto 20x20 - 8"x8"




Listello 5x20 - 2"x8"



Inserto s/3 10x10 - 4"x4"


STEMMI




Inserto s/4 A (rotondo) 10x10 - 4"x4"




Inserto s/4 B (quadrato) 10x10 - 4"x4"



Treccia A s/2 (Rotondo) 5x20 - 2"x8"



Treccia B s/2 (Quadrato) 5x20 - 2"x8"



Listello s/2 2,2x20 - "7/8x8"

ARANCE



Inserto 20x20 - 8"x8"



Listello 5x20 - 2"x8"



Listello 3x20 - 1"3/16x8"



Inserto s/1 10x10 - 4"x4"

SIGARO



Sigaro Piombo 2,5x20 - 1"x8"

V3



ORO

spessore [10 mm - "3/8]
thickness - épaisseur - Stärke



10x10 - 4"x4"



10x20 - 4"x8"



20x20 - 8"x8"



20x20 PENTAGONO - 8"x8"



5x10 - 2"x4"



5x5 - 2"x2"



10x10 - 4"x4"



10x20 - 4"x8"



20x20 - 8"x8"



20x20 PENTAGONO - 8"x8"



5x10 - 2"x4"



5x5 - 2"x2"

V3



CALCIO

spessore [10 mm - "3/8]
thickness - épaisseur - Stärke

FUEL



Inserto giallo s/4 10x10 - 4"x4"



Tozzetto giallo s/4 5x5 - 2"x2"



Treccia gialla 5x20 - 2"x8"



Listello giallo 2,2x20 - 7/8x8"

FASHION



Bacchetta 1,5x20 - 5/8x8"



Foglia dorata 3x5 (4 colori) - 1 3/16x2"

TRAVERTINO



Inserto 20x20 - 8"x8"



Listello 5x20 - 2"x8"



Inserto s/3 10x10 - 4"x4"

IMPERO



Listello beige 5x20 - 2"x8"

STEMMI




Inserto s/4 A (rotondo) 10x10 - 4"x4"



Inserto s/4 B (quadrato) 10x10 - 4"x4"



Treccia A s/2 (Rotondo) 5x20 - 2"x8"



Treccia B s/2 (Quadrato) 5x20 - 2"x8"



Listello s/2 2,2x20 - 7/8x8"

ARANCE



Inserto 20x20 - 8"x8"



Listello 5x20 - 2"x8"



Listello 3x20 - 1 3/16x8"



Inserto s/1 10x10 - 4"x4"

SIGARO



Sigaro oro 2,5x20 - 1"x8"

GRAPPOLI




Formella gialla 20x40 - 8"x16"



Listello giallo 3x20 - 1 3/16x8"



Inserto giallo s/2 10x10 - 4"x4"



Fascia gialla s/2 10x10 - 4"x4"



V3



MINIO

spessore [10 mm - "3/8]
thickness - épaisseur - Stärke



10x10 - 4"x4"



10x20 - 4"x8"



20x20 - 8"x8"



20x20 PENTAGONO - 8"x8"



5x10 - 2"x4"



5x5 - 2"x2"



10x10 - 4"x4"



10x20 - 4"x8"



20x20 - 8"x8"



20x20 PENTAGONO - 8"x8"



5x10 - 2"x4"



5x5 - 2"x2"

V3



CALCIO

spessore [10 mm - "3/8]
thickness - épaisseur - Stärke

FUEL



Inserto rosso s/4 10x10 - 4"x4"



Tozzetto rosso s/4 5x5 - 2"x2"



Treccia rossa 5x20 - 2"x8"



Listello rosso 2,2x20 - "7/8x8"




APPIA*




Inserto rosso 20x20 - 8"x8"



Fascia rossa 8x20 - 3"3/16x8"



Listello rosso 3x20 - 1"3/16x8"



Inserto rosso s/1 10x10 - 4"x4"



Angolo rosso 10x10 (lato 8) - 4"x4" Chiave di volta rossa 13,5x13 - 5"5/16x5"1/8



Girosp specchio rosso 8x24 - 3"3/16x9"7/16

TRAVERTINO



Inserto 20x20 - 8"x8"



Listello 5x20 - 2"x8"



Inserto s/3 10x10 - 4"x4"

ARANCE



Inserto 20x20 - 8"x8"



Listello 5x20 - 2"x8"



Listello 3x20 - 1"3/16x8"




Inserto s/1 10x10 - 4"x4"

IMPERO




Listello beige 5x20 - 2"x8"

FASHION



Inserto rosso s/2 10x10 - 4"x4"



Listello rosso 5x20 - 2"x8"



Bacchetta 1,5x20 - "5/8x8"



Foglia dorata 3x5 (4 colori) - 1"3/16x2"

SIGARO




Sigaro Minio 2,5x20 - 1"x8"


STEMMI



Inserto s/4 A (rotondo) 10x10 - 4"x4"



Inserto s/4 B (quadrato) 10x10 - 4"x4"



Treccia A s/2 (rotondo) 5x20 - 2"x8"



Treccia B s/2 (quadrato) 5x20 - 2"x8"



Listello s/2 2,2x20 - "7/8x8"

GRAPPOLI



Formella rossa 20x40 - 8"x16"



Listello rosso 3x20 - 1"3/16x8"



Inserto rosso s/2 10x10 - 4"x4"



Fascia rossa s/2 10x10 - 4"x4"




MOSAICO - MOSAIC - MOSAÏQUE - MOSAIK
tessera 2,2x2,2 - "7/8x7/8"
(FOGLIO - SHEET - FEUILLE - BLATT 30,5x30,5 - 12"x12")




calcio




minio



nitro



mix light fuel
(calcio - minio - oro)



mix dark fuel
(agata - piombo - sale)



mix sky fuel
(nitro - piombo - talco)

PAVIMENTI COORDINATI



Bla GL

MATCHING FLOORS - SOLS COORDONNÉS - KOMBINIERTE FUBBÖDEN
31,7x31,7 - 12"½x12"½




minio



oro

pezzi speciali - trims - pièces spéciales - Formstücke




Torello 1



Spigolo 3



Angolo 6 (dx)




Angolo 6 (sx)



Battistraccio 2 linea



Battistraccio 5 angolo



Battistraccio 4 (dx)



Battistraccio 4 (sx)



Bullnose 10x10 - 4"x4"



Corner 10x10 - 4"x4"

Disponibili in tutti i colori tranne Piombo • Available in all colours except Piombo
Disponibles dans toutes les couleurs sauf Piombo • In allen Farben ausser Piombo lieferbar

Disponibili in tutti i colori tranne Agata/Gesso/Nitro/Piombo • Available in all colours except Agata/Gesso/Nitro/Piombo
Disponibles dans toutes les couleurs sauf Agata/Gesso/Nitro/Piombo • In allen Farben ausser Agata/Gesso/Nitro/Piombo lieferbar



Q-round outside
(sguscia 2 esterna)
3x20 - 1"3/16x8"



Beak outside
(unghia 5 esterna)
3x3 - 1"3/16x1"3/16



V-cap
(bordo tavolo 1)
6x20 - 2"3/8x8"



C-cap
(spigolo 3 esterno)
3x6 - 1"3/16x2"3/8

Disponibili in tutti i colori tranne Gesso, Piombo, Sale e Talco
Available in all colours except Gesso, Piombo, Sale and Talco
Disponibles dans toutes les couleurs sauf Gesso, Piombo, Sale et Talco
In allen Farben ausser Gesso, Piombo, Sale und Talco lieferbar

lavelli - basins - évier - Waschbecken grès




Catino da incasso rotondo
Ø 47 - 18"1/2



Lavello Cucina da incasso quadro
40x40 - 16"x16"



Lavello Bagno da incasso ovale
56,5x46,5 - 22"1/4x18"5/16



Gocciolatoio da incasso
40x40 - 16"x16"



Catino d'appoggio rotondo
monocolor Ø 39 - 15"3/8



Catino d'appoggio rotondo
bicolor Ø 39 - 15"3/8



Catino d'appoggio rotondo
metallizzato bronzo/rame Ø 39 - 15"3/8



Catino d'appoggio ovale monocolor
39,5x50 - 15"9/16x20"



Catino d'appoggio ovale bicolor
39,5x50 - 15"9/16x20"

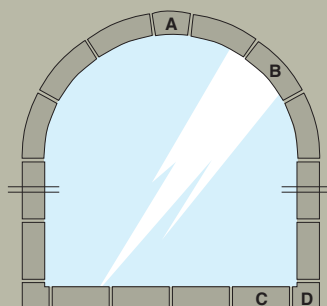


Catino d'appoggio ovale
metallizzato bronzo/rame
39,5x50 - 15"9/16x20"

Disponibili in tutti i colori • Available in all colours • Disponibles dans toutes les couleurs • In allen Farben lieferbar

*girospecchio Appia

mirror frame Appia - cadre du miroir Appia - Spiegelrahmens Appia



girospecchio Appia

- A Chiave di volta
10x13 - 4"x5"1/8
- B Girospecchio
8x25 - 3"3/16x10"
- C Fascia
8x20 - 3"3/16x8"
- D Angolo
10x10 - 4"x4"
(lato 8 - 3"3/16)

DESCRIZIONE IMBALLO <i>Packing - Emballage - Verpackung</i>						
Formato Nominale Nominal Size Format Nominal Nennformat	Pezzi per Scatola Pieces per Carton Pièces par Boîte Stücke pro Karton	Mq Nominali per Scatola Nom. sqm per Carton Mc Nom. par Boîte Qm Nom. pro Karton	Kg per Scatola Kilograms per Carton Kg par Boîte Kg pro Karton	Scatole per Paletta Cartons per Pallet Boîtes par Pallet Kartons pro Pallet	Mq per Paletta Sqm per Pallet Mc par Pallet Qm pro Pallet	Kg per Paletta Kilograms per Pallet Kg par Pallet Kg pro Pallet
5x5 - 2"x2"	50	0,125	3,00			
5x10 - 2"x4"	25	0,125	3,125			
10x10 - 4"x4" Sfuso Loose En vrac Lose	68	0,68	14,80	72	48,96	1.081
10x10 - 4"x4" Rete 30x40 - 9 fogli Net 30x40 (12"x16") - 9 sheets Filet 30x40 - 9 feuilles Netz Blatt 30x40 - 9 Blätter	108	1,15	23,80	48	55,20	1.158
10x20 - 4"x8"	25	0,50	11,00	108	54,00	1.204
20x20 - 8"x8"	24	0,96	21,40	54	51,84	1.171
pentagono 20x20 - 8"x8"	25	0,969	21,00	54	52,33	1.150
mosaico 30,5x30,5 - 12"x12"	5	0,46	9,00	60	27,60	556
31,7x31,7 - 12 ⁿ 1/2x12 ⁿ 1/2	11	1,105	23,60	48	53,04	1.148

NOTE TECNICHE <i>Technical Notes - Notes Techniques - Technische Anmerkungen</i>
<p>La particolare stonizzazione voluta per questo prodotto presuppone un'attenta miscelazione durante la posa in opera. Per la pulizia delle decorazioni non usare assolutamente prodotti abrasivi. Ceramica Cir si riserva la facoltà di modificare in qualunque momento le informazioni e le caratteristiche illustrate nel presente catalogo, che non sono comunque da ritenere legalmente vincolanti. I colori e le caratteristiche estetiche dei prodotti sono quanto più possibile vicini a quelli reali, nei limiti consentiti dai processi di stampa.</p> <p>The intentional variations in colour of this product requires careful mixing during laying. The use of abrasive for cleaning decorated tiles is absolutely forbidden. Ceramica Cir reserves the right to modify the information and the characteristics illustrated in this catalogue (which are in any case not legally binding) at any moment. The colours and appearance features of the products are as close as possible to reality, within the limitation of the printing process.</p> <p>Le jeu de nuances prévu pour ce produit requière une distribution attentive des carreaux durant la pose. Pour le nettoyage des décorations ne faire en aucun cas usage de produits abrasifs. Ceramica Cir se réserve la faculté de modifier à tout moments les informations et les caractéristiques figurant dans le présent catalogue, lesquelles niengagent pas par le fabricant au plan légal. Les couleurs et les caractéristiques esthétiques sont fidèles aux couleurs et caractéristiques réelles dans les limites des procédés d'impression.</p> <p>Die besondere Farbtonstimmigkeit die bei diesem Produkt absichtlich vorhanden ist, setzt eine sorgfältige Mischung bei der Verlegung voraus. Zur Reinigung der Dekore dürfen auf keinen Fall reibende Produkte verwendet werden. Die Firma Ceramica Cir behält sich vor, die in diesem Katalog enthaltenen Informationen und Eigenschaften jederzeit zu ändern; sie gelten auf keinen Fall als gesetzlich bindend. Die Farben und ästhetischen Eigenschaften der Produkte kommen innerhalb der Möglichkeiten der Druckverfahren den tatsächlichen Eigenschaften so weit wie möglich nahe.</p>

CARATTERISTICHE TECNICHE FINE GRES PORCELLANATO SMALTATO CIR - ISO 13006				
TECHNICAL FEATURES CIR GLAZED FINE PORCELAIN STONWARE - ISO 13006 / CARACTÉRISTIQUES TECHNIQUES GRÈS CÉRAME FIN ÉMAILLÉ CIR - ISO 13006				
TECHNISCHE EIGENSCHAFTEN CIR GLASIERTES FEINSTEINZEUG - ISO 13006				
	Proprietà fisico-chimiche Physical-chemical properties / Propriétés physico-chimiques Physisch-chemische Eigenschaften	Metodo di prova Standard of test / Norme du test Testnorm	Valore medio Mean value / Valeur moyenne Mittelwert	
	Assorbimento d'acqua Water absorption Absorption d'eau Wasseraufnahme	ISO 10545 - 3	10x10	0,5% < E ≤ 3% Blb GL
			10x20 20x20	E ≤ 0,5% Bla GL
	Resistenza al gelo Frost resistance Résistance au gel Frostbeständigkeit	ISO 10545 - 12		Ingelivo Frost proof Résistant au gel Frostsicher
	Resistenza dei colori alla luce Colour resistance to light Résistance des couleurs à la lumière Lichtbeständigkeit	DIN 51094		Resistente Résistant Widerstandsfähig
	Resistenza al cavillo di piastrelle smaltate Crazing resistance of glazed tiles Résistance à la tréssillure des carreaux émaillés Haarrißbeständigkeit der glasierten Fliesen	ISO 10545 - 11		Resistente Résistant Widerstandsfähig
	Resistenza alla abrasione della superficie di piastrelle smaltate Resistance to surface abrasion of glazed tiles Résistance à l'abrasion de la surface des carreaux émaillés Widerstand gegen Abrieb der Oberfläche der glasierten Fliesen	ISO 10545 - 7		Classe 4 Class 4 Classe 4 Gruppe 4
	Resistenza ai prodotti chimici di uso domestico Resistance to household chemicals Résistance aux produits chimiques ménagers Widerstand gegen Haushaltsreiner	ISO 10545 - 13		Classe GA Class GA Classe GA Gruppe GA
	Resistenza agli acidi e alle basi a bassa concentrazione Resistance to low concentrations of acids and bases Résistance aux acides et aux bases à faible concentration Widerstand gegen schwach konzentrierten Säuren und Laugen			Classe GLA Class GLA Classe GLA Gruppe GLA
	Resistenza alle macchie di piastrelle smaltate Resistance to stains of glazed tiles Résistance aux taches des carreaux émaillés Widerstand gegen Fleckenbildner der glasierten Fliesen	ISO 10545 - 14		Classe 5 Class 5 Classe 5 Gruppe 5
	Resistenza alla flessione Bending strength Résistance à la flexion Biegezugfestigkeit	Modulo di rottura - Modulus of rupture Module de rupture - Bruchmodul Carico di rottura - Breaking of rupture Charge de rupture - Bruchkraft	10x10	R ≥ 30 N/mm ² Blb GL S ≥ 1300 N Bla GL
			20x20	R ≥ 35 N/mm ² Bla GL S ≥ 1300 N Bla GL
	Caratteristiche antiscivolo Anti slip properties Caractéristiques antidérapantes Rutschhemmende Eigenschaft	DIN 51130	20x20	R 10

Prova eseguita su: 10x10 - 20x20 cm / Test carried out on: 10x10 - 20x20 cm (4"x4" - 8"x8") / Essai réalisé sur: 10x10 - 20x20 cm / Getestet auf: 10x10 - 20x20 cm



Per informazioni relative ai diritti legati al commercio CE
Please refer to our web site www.cir.it for
information on the CE mark and the CE mark
Pour tout renseignement relatif au marquage CE, veuillez consulter le site www.cir.it
Information bezüglich technischer Daten zur Beschäftigung
Техническое данные маркировки ЕС смотрите сайт www.cir.it

Ceramics Cir
Via A. Volta 23/25 - 42013 Casalgrande (RE) Italy
Tel. +39-0522-998911 - Fax Italy +39-0522-998910 - Fax Export +39-0522-998930
www.cir.it - e-mail: cir@cir.it - e-mail Italy: italia@cir.it - e-mail Export: export@cir.it
Serenissima Cir Industrie Ceramiche spa
Società Unipersonale
www.serenissimacir.com

SERENISSIMA CIR
INDUSTRIE CERAMICHE

DAL 1967



Ceramic Tiles of Italy